1 **DUPLEX FRONT ELEVATION**
SCALE: 3/32"=1'-0"

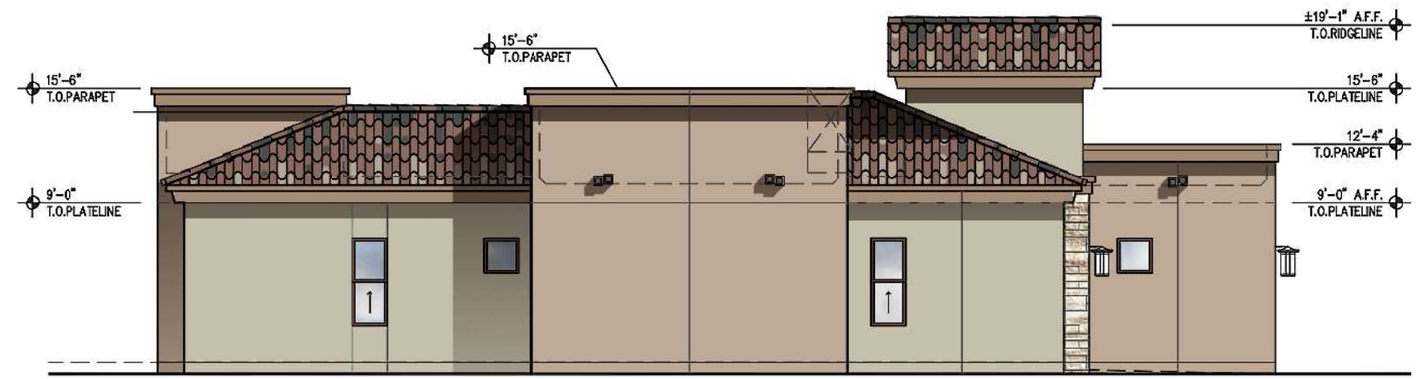

2 **DUPLEX SIDE ELEVATION (LEFT SIM TO RIGHT)**
SCALE: 3/32"=1'-0"

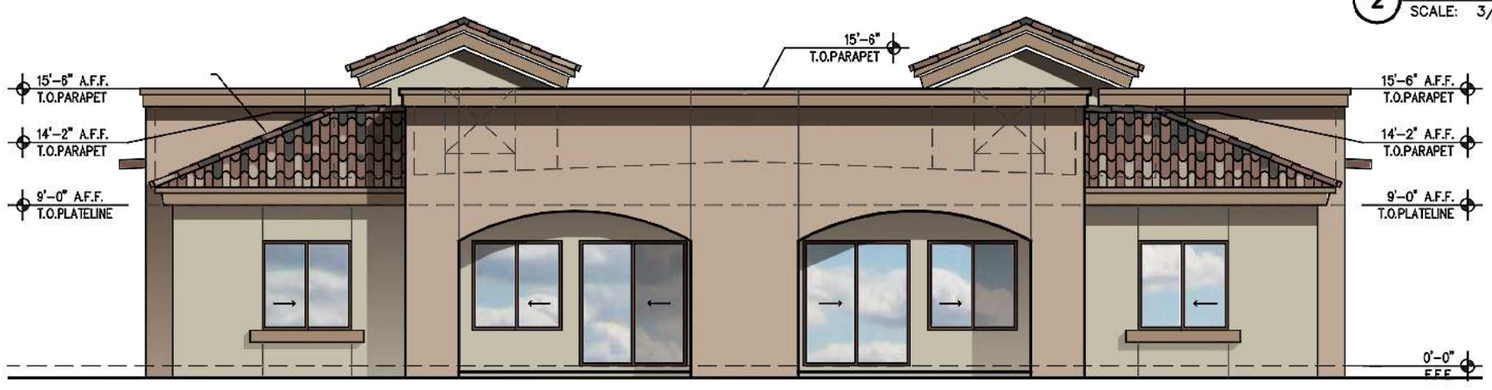

3 **DUPLEX REAR ELEVATION**
SCALE: 3/32"=1'-0"

PLANS REVIEWED AND ACCEPTED FOR CODE COMPLIANCE

Planning & Zoning: achavez 01/23/2024

The issuance of a permit shall not be construed to be a permit or approval of any violation of the codes or ordinances of the Town of Oro Valley

MAGNET
design + development

ORO VALLEY ASSISTED LIVING COMMUNITY

Oro Valley, Arizona 85737

EGLIN + BRESLER ARCHITECTS, P.C.
7391 East Tanque Verde Road
Tucson, Arizona 85715
520.885.4455 FAX:885.2886

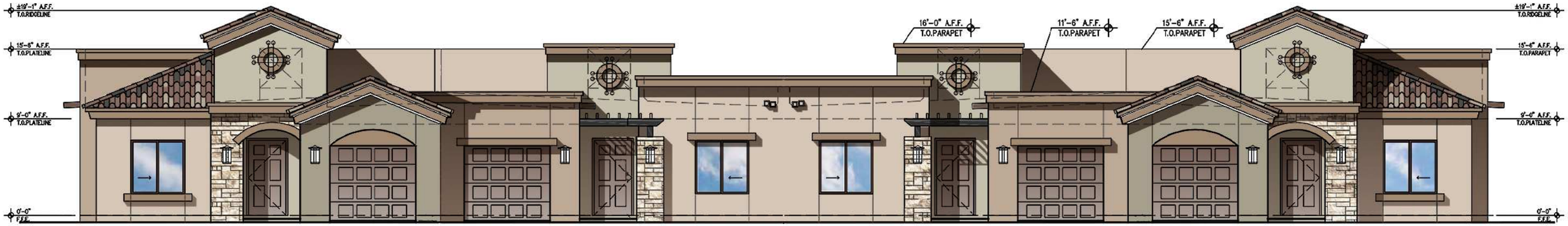

1 **4-PLEX FRONT ELEVATION**
SCALE: 3/32"=1'-0"

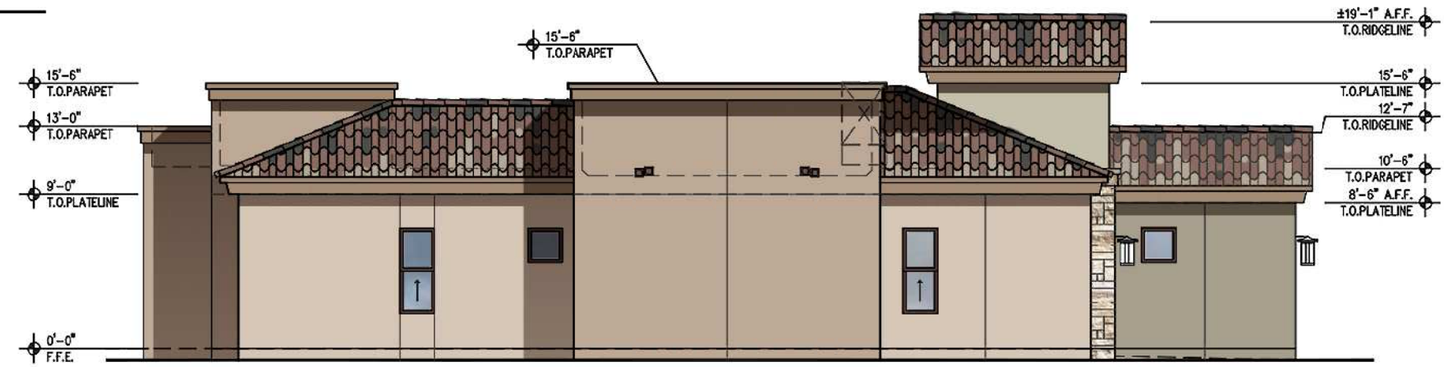

2 **4-PLEX SIDE ELEVATION (LEFT SIM TO RIGHT)**
SCALE: 3/32"=1'-0"

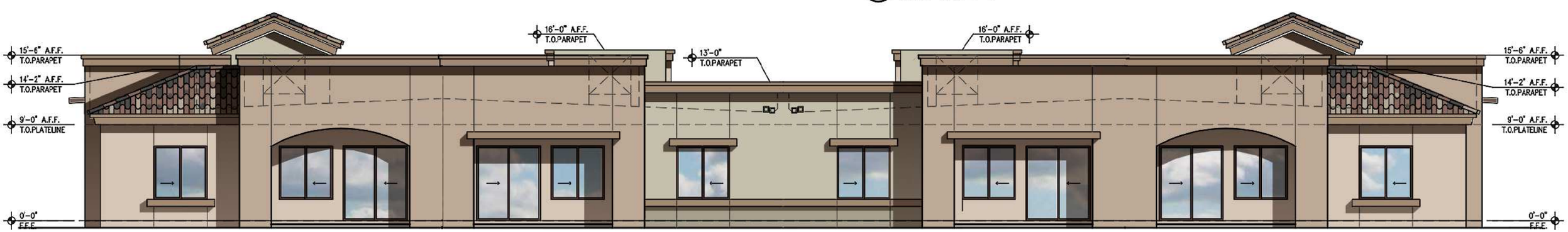

3 **4-PLEX REAR ELEVATION**
SCALE: 3/32"=1'-0"

PLANS REVIEWED AND ACCEPTED FOR CODE COMPLIANCE

Planning & Zoning: achavez 01/23/2024

The issuance of a permit shall not be construed to be a permit or approval of any violation of the codes or ordinances of the Town of Oro Valley

MAGNET
design + development

ORO VALLEY ASSISTED LIVING COMMUNITY

Oro Valley, Arizona 85737

EGLIN + BRESLER ARCHITECTS, P.C.
7391 East Tanque Verde Road
Tucson, Arizona 85715
520.885.4455 FAX:885.2886

COLORED ELEVATIONS

1 WEST ELEVATION
SCALE: 1/16"=1'-0"

2 SOUTH ELEVATION
SCALE: 1/16"=1'-0"

PLANS REVIEWED AND ACCEPTED FOR CODE COMPLIANCE

Planning & Zoning: achavez 01/23/2024

The issuance of a permit shall not be construed to be a permit or approval of any violation of the codes or ordinances of the Town of Oro Valley

MAGNET
design + development

ORO VALLEY ASSISTED LIVING COMMUNITY

Oro Valley, Arizona 85737

EGLIN + BRESLER ARCHITECTS, P.C.
7391 EAST TANQUE VERDE ROAD
TUCSON, ARIZONA 85715
520.885.4455 FAX:885.2886

COLORED ELEVATIONS

3 EAST ELEVATION
SCALE: 1/16"=1'-0"

4 NORTH ELEVATION
SCALE: 1/16"=1'-0"

PLANS REVIEWED AND ACCEPTED FOR CODE COMPLIANCE

Planning & Zoning: achavez 01/23/2024

The issuance of a permit shall not be construed to be a permit or approval of any violation of the codes or ordinances of the Town of Oro Valley

MAGNET
design + development

ORO VALLEY ASSISTED LIVING COMMUNITY

Oro Valley, Arizona 85737

EGLIN + BRESLER ARCHITECTS, P.C.
7391 East Tanque Verde Road
Tucson, Arizona 85715
520.885.4455 FAX:885.2886

DE6122
Dry Creek
LRV-55

DE6077
Deep Brown
LRV-26

Roof Tile
Monier Life Tile
1MSCS4904
Deerfield

DE6123
Trail Dust
LRV-40

DE6213
Fine Grain
LRV-59

Window Frame
Black With White
Interior

Stone Veneer
Golden Bay

DE6124
Whole Wheat
LRV-26

DE6214
Pigeon Gray
LRV-43

Metal Trellis
Exterior Metallic
Paint
MM - Cafe Bronze

PLANS REVIEWED AND ACCEPTED FOR CODE COMPLIANCE

Planning & Zoning: achavez 01/23/2024

The issuance of a permit shall not be construed to be a permit or approval of any violation of the codes or ordinances of the Town of Oro Valley

MAGNET
design+development

ORO VALLEY ASSISTED LIVING COMMUNITY

Oro Valley, Arizona 85737

EGLIN+BRESLER ARCHITECTS, P.C.
7391 East Tanque Verde Road
Tucson, Arizona 85715
520.885.4455 fax:885.2886

TRASH ENCLOSURE

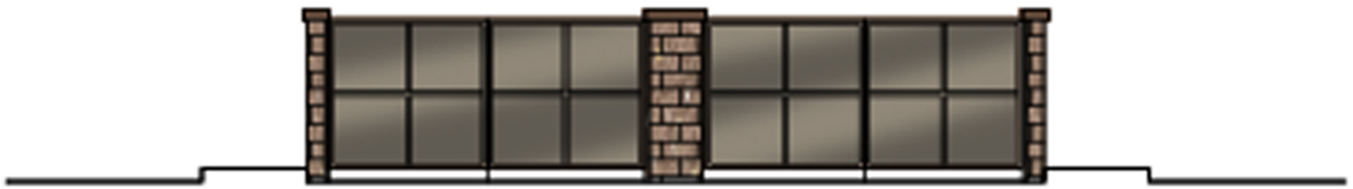

TRASH ENCLOSURE ELEVATION

TRASH ENCLOSURE ELEVATION

NOTES :

- See material board for metal gate selection.

- Generator and loading zone enclosure will be similar to trash enclosure in style and material selection.

- Use proposed CMU block for retaining walls.

- Refer to development package for final locations of trash enclosure, generator, loading zone and retaining walls.

Cocoa Brown
CMU
By Superlite

PLANS REVIEWED AND ACCEPTED FOR CODE COMPLIANCE

Planning & Zoning: achavez 01/23/2024

The issuance of a permit shall not be construed to be a permit or approval of any violation of the codes or ordinances of the Town of Oro Valley

MAGNET
design + development

ORO VALLEY ASSISTED LIVING COMMUNITY

Oro Valley, Arizona 85737

EGLIN + BRESLER ARCHITECTS, P.C.
7391 East Tanque Verde Road
Tucson, Arizona 85715
520.885.4455 FAX:885.2886

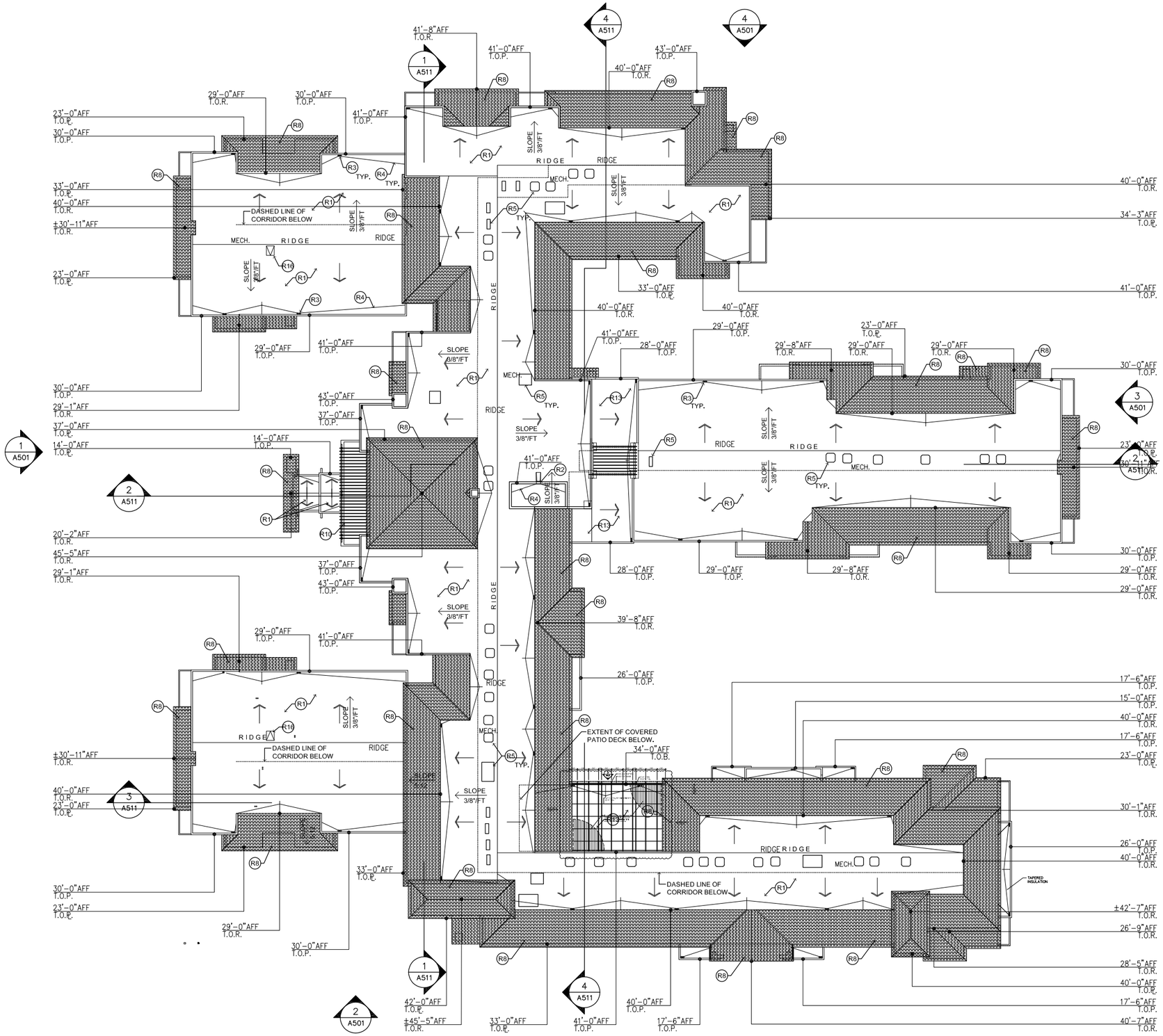

1 OVERALL THIRD FLOOR PLAN
SCALE: 1/16"=1'-0"

REFERENCE

ROOF KEYED NOTES

- R1 THERMOPLASTIC MEMBRANE (TPO) ROOF SYSTEM.
- R2 DUAL THRU-WALL SCUPPER / OVERFLOW SCUPPER.
- R3 COMBINATION ROOF DRAIN / OVERFLOW ASSEMBLY.
- R4 BUILT-UP PLYWOOD CRICKET; SLOPE TO ROOF DRAIN LOCATIONS.
- R5 ROOFTOP MECHANICAL EQUIPMENT. REFERENCE MECHANICAL DRAWINGS.
- R6 PROVIDE ROOFING BOOT AT ROOFTOP PIPE PENETRATIONS, TYP.
- R7 4-INCH FIBER CANT STRIP AT PERIMETER, TYPICAL; AS REQUIRED BY ROOFING MANUFACTURER.
- R8 ONE-PIECE S-SHAPED CONCRETE TILE ROOFING.
- R9 ROOF ACCESS PARAPET NOTCH.
- R10 CUSTOM STEEL SUNSHADE.
- R11 VENEER STONE CAP ON DECORATIVE PIER BELOW; SLOPE AWAY FROM BUILDING.
- R12 THERMOPLASTIC MEMBRANE (TPO) PROOF SYSTEM OVER TAPERED ROOF INSULATION
- R13 ROOF DECK PAVERS OVER RAISED PEDESTAL SYSTEM. PAVERS NOT ALL SHOWN FOR CLARITY
- R14 HSS 5"X5"X1/4" TRELLIS COLUMN
- R15 CONCEPTUAL PEDESTAL LAYOUT. ALL PEDESTALS NOT SHOWN FOR CLARITY.
- R16 LADDER ACCESS AND ROOF HATCH, 30" X 36".

Minor revisions submitted by applicant 4.30.24, to include:
1. Removal of (8) privet balcony trellis canopy.
2. Simplifying window mullions.
3. Simplifying decorative medallions.

Approved by TOV staff on 05.02.24 with recommendation, for consideration, to add a lintel or color change to replace balcony trellis canopy.

PLANS REVIEWED AND ACCEPTED FOR CODE COMPLIANCE

Planning & Zoning: achavez 05/20/2024

The issuance of a permit shall not be construed to be a permit or approval of any violation of the codes or ordinances of the Town of Oro Valley

KEY PLAN

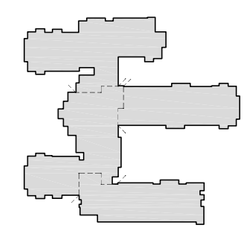

2301036

REVISIONS:	BY:
COPYRIGHT ©	2024

MAGNET design+development

ORO VALLEY ASSISTED LIVING COMMUNITY

MAIN LIVING BUILDING
12380 N. VISTOSO PARK ROAD
ORO VALLEY, AZ 85737

OVERALL ROOF PLAN

EGLIN BRESLER ARCHITECTS, P.C.
7391 E. ANTANQUE VERDE ROAD
SCOTTSDALE, ARIZONA 85375
MAIN: 520-885-445
WWW.EGLINBRESLER.COM

REGISTERED ARCHITECT
CERTIFICATE NO. 52669
TATYANA L. BRESLER
DATE SIGNED 2/21/24
ARIZONA U.S.A.
Expires 9/30/2026

DRAWN	FP
CHECKED	TB
DATE	2/21/2024
SCALE	AS NOTED
JOB NO.	3480-22.10

A401

SHEET OF

E:\3480-22 OV Assisted Living\3480-22.10_BLDG_CDS_V6\02-3480-22.10_A401_V6\02.dwg 5/1/2024 9:22:06 AM

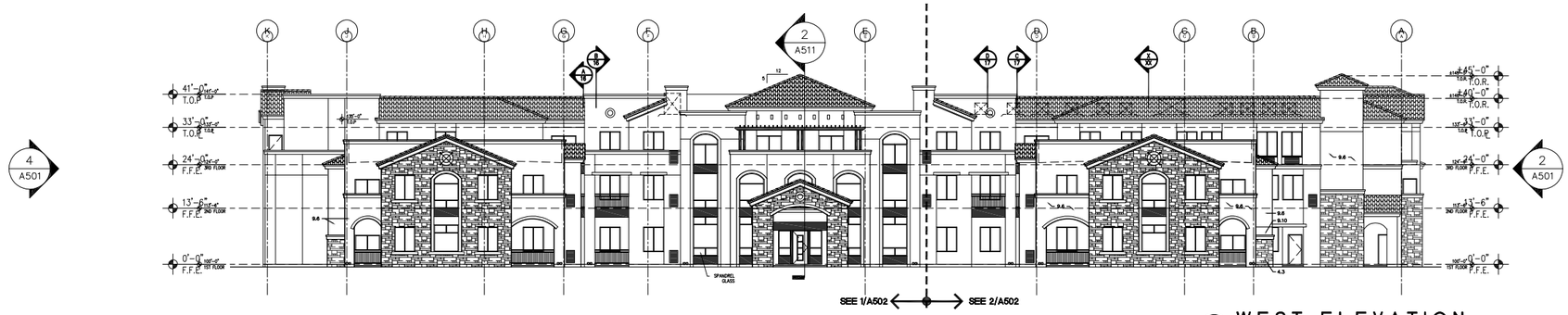

1 WEST ELEVATION
SCALE: 1/16"=1'-0"

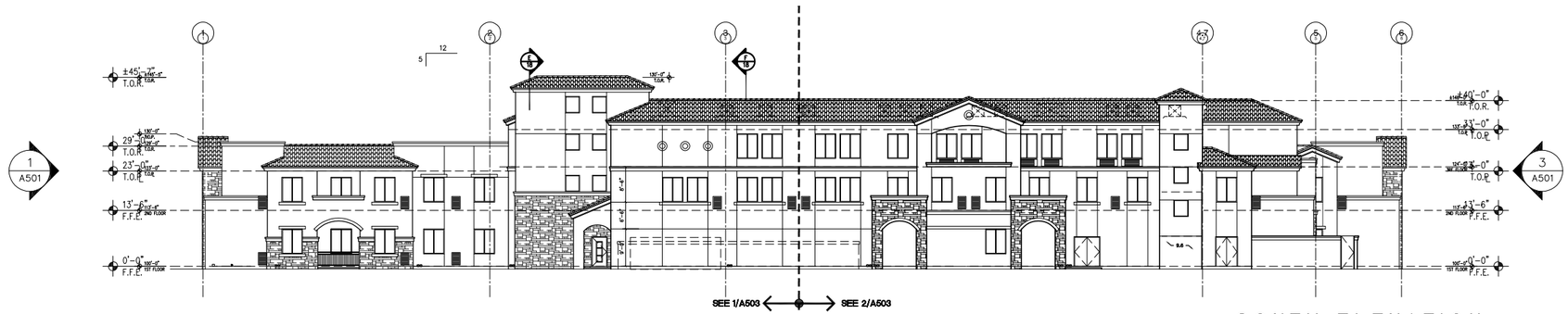

2 SOUTH ELEVATION
SCALE: 1/16"=1'-0"

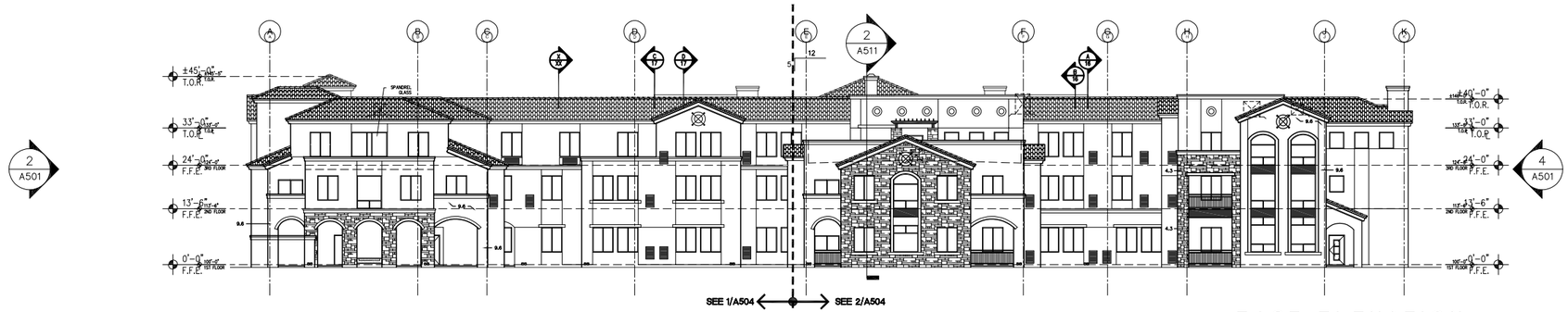

3 EAST ELEVATION
SCALE: 1/16"=1'-0"

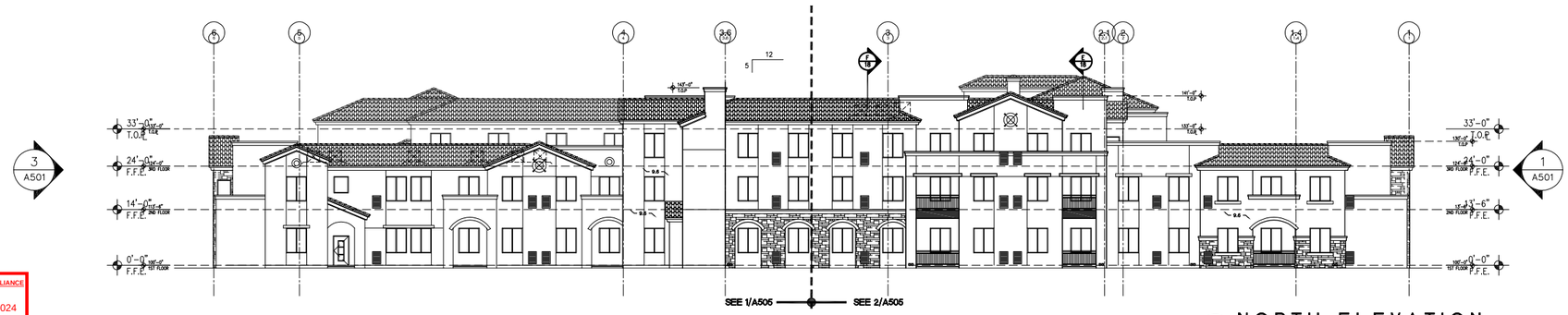

4 NORTH ELEVATION
SCALE: 1/16"=1'-0"

KEY NOTES

ALL ITEMS AREN'T NECESSARILY SEEN ON ALL SHEETS

3.1 4-INCH THICK CONCRETE SLAB-ON-GRADE.
3.2 5½-INCH WIDE CONCRETE CURB AT PERIMETER WALL.
3.3 CONCRETE FOOTING; SEE STRUCTURAL DRAWINGS.
3.4 UNDERSLAB VAPOR BARRIER.
3.5 CAST-IN-PLACE EXTERIOR CONCRETE PATIO SLAB W/ ENHANCED FINISH.
3.6 CAST-IN-PLACE CONCRETE STEPS.
3.7 1¼-INCH THICK GYPSUM UNDERLAYMENT.

4.1 8-INCH CONCRETE MASONRY UNIT.
4.2 8-INCH REINFORCED BOND BEAM.
4.3 STONE VENEER; ADHERED.

5.1 STEEL COLUMN; SEE STRUCTURAL DRAWINGS.
5.2 STEEL BEAM; SEE STRUCTURAL DRAWINGS.
5.3 STEEL STAIR SYSTEM.
5.4 STEEL CHANNEL STRINGER.
5.5 CONCRETE FILLED METAL STAIR PAN.
5.6 METAL LADDER.
5.7 METAL GUARD RAIL.
5.8 METAL HAND RAIL, PAINTED.
5.9 CUSTOM STEEL TRELLIS

6.1 2X WOOD FRAMING / BLOCKING AS INDICATED ON DRAWINGS.
6.2 WOOD BEAM; SEE STRUCTURAL DRAWINGS.
6.3 WOOD FLOOR TRUSS; SEE STRUCTURAL DRAWINGS.
6.4 WOOD FLOOR JOIST; SEE STRUCTURAL DRAWINGS.
6.5 WOOD ROOF TRUSS; SEE STRUCTURAL DRAWINGS.
6.6 WOOD LEDGER; SEE STRUCTURAL DRAWINGS.
6.7 ENGINEERED WOOD RIM BOARD.
6.8 ¾-INCH PLYWOOD FLOOR SHEATHING.
6.9 ROOF SHEATHING.
6.10 PLYWOOD WALL SHEATHING, FRTW.
6.11 JOIST / TRUSS HANGER (FIRE HANGER).
6.12 ARCHITECTURAL CASEWORK; SEE I.D. DRAWINGS.
6.13 FAUX WOOD BEAM

7.1 SHEET WATERPROOFING (@ ELEVATOR PITS)
7.2 R-38 FIBERGLASS BATT ROOF INSULATION.
7.3 R-21 FIBERGLASS BATT WALL INSULATION.
7.4 SOUND ATTENUATION INSULATION.
7.5 TAPERED ROOF BOARD INSULATION.
7.6 4-INCH CANT STRIP.
7.7 BUILT-UP PLYWOOD CRICKET.
7.8 ONE PIECE S-SHAPED CONCRETE ROOF TILE.
7.9 2X NAILER.
7.10 CONCRETE ROOF CAP PIECE.
7.11 DECORATIVE CONCRETE BIRD STOP.
7.12 ROOFING UNDERLAYMENT.
7.13 MEMBRANE ROOF SYSTEM (BUR? TPO?)
7.14 PREFABRICATED METAL SCUPPER.
7.15 SHEET METAL FLASHING.
7.16 FLEXIBLE FLASHING.
7.17 DECK COATING.
7.18 ROOF DECK PAVER TILES ON ADJ. PEDESTAL SYSTEM.
7.19 1" CONCEALED FASTENER METAL PANEL ON 1" VERT. FURRING.
7.20 FIRE STOPPING
7.21 SEALANT JOINT.

8.1 WOOD DOOR; SEE DOOR SCHEDULE.
8.2 HOLLOW METAL DOOR FRAME.
8.3 HOLLOW METAL BORROWED LITES
8.4 METAL DOOR.
8.5 COMPOSITE (FIBERGLASS) DOOR.
8.6 COMPOSITE (FIBERGLASS) SLIDING GLASS DOOR.
8.7 OVERHEAD COILING (OR SECTIONAL) DOOR.
8.8 ALUMINUM STOREFRONT SYSTEM.
8.9 VINYL WINDOW.
8.10 ARCHITECTURAL LOUVER.

9.1 ⅝-INCH GYPSUM WALL BOARD
9.2 ⅝-INCH GYPSUM SHEATHING.
9.3 RESILIENT CHANNEL.
9.4 ⅞-INCH HAT CHANNEL.
9.5 CEILING SUSPENSION SYSTEM.
9.6 WESTERN 1-KOTE STUCCO SYSTEM ON LATH OVER 1-INCH INSULATION OVER WEATHER-RESISTIVE BARRIER.
9.7 STUCCO MEDALLION; SEE XX/AXXX.
9.8 WESTERN 1-KOTE SCRATCH COAT ON LATH OVER 1-INCH INSULATION OVER WEATHER-RESISTIVE BARRIER, PREP TO RECEIVE ADHERED STONE MASONRY VENEER.
9.9 STUCCO WEEP SCREED.
9.10 PRE-COATED FOAM CUSTOM PROFILE.
9.11 ACOUSTICAL PANEL CEILING SYSTEM.
9.12 [NOT USED]
9.13 RESILIENT WALL BASE.
9.14 2-PIECE COUNTER FLASHING (FR "st", OR EQUAL.)

10.1 FIRE EXTINGUISHER IN SEMI-RECESSED CABINET.
10.2 CORNER GUARD / WALL PROTECTION.
10.3 TOILET PARTITION.
10.4 MANUFACTURED FIREPLACE.
10.5 SIGNAGE.

14.1 PASSENGER ELEVATOR
14.2 SERVICE ELEVATOR
14.3 ELEVATOR MACHINE W/ 42-INCH CLEARANCE SPACE.

22.1 HI-LO DRINKING FOUNTAIN.
22.2 DECORATIVE THRU-WALL DOWNSPOUT

23.1 EXTERIOR PTAC UNIT
23.2 INTERIOR VTAC UNIT
23.3 ARCHITECTURAL LOUVER

26.1 ELECTRICAL PANEL
26.2 LIGHT FIXTURE.
26.3 ELECTRICAL SWITCHGEAR.

32.1 WIRE MESH STORAGE LOCKERS W/ 36-INCH GATE.

1 *SUPPLEMENTAL KEY NOTES
6.14 COMPOSITE DECK BOARDS ON REDWOOD SLEEPERS.
7.22 ROOF HATCH
10.6 LINEAR GAS FIRE PIT (FUTURE).

KEY PLAN

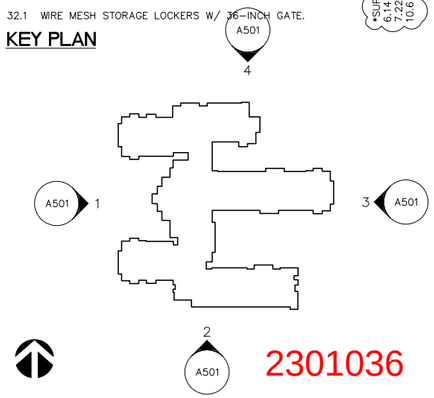

2301036

REVISIONS:	BY:
COPYRIGHT ©	2024

MAGNET design+development

ORO VALLEY ASSISTED LIVING COMMUNITY

MAIN LIVING BUILDING
12380 N. VISTOSO PARK ROAD
ORO VALLEY, AZ 85737

OVERALL BUILDING ELEVATIONS

EGLIN BRESLER ARCHITECTS, P.C.
735 EAST TANQUE VERDE ROAD
TUCSON, ARIZONA 85715
MAIN: 520-885-4445
WWW.EGLINBRESLER.COM

REGISTERED ARCHITECT
CERTIFICATE NO. 52669
TATYANA L. BRESLER
DATE SIGNED 2/21/24
ARIZONA U.S.A.
Expires 9/30/2025

DRAWN	AM
CHECKED	TB
DATE	2/21/2024
SCALE	AS NOTED
JOB NO.	3480-22.10

A501

SHEET OF

E:\3480-22 OV Assisted Living\3480-22.10_BLDG_CDS\3480-22.10_A501_V002.dwg 5/17/2024 3:01:22 PM

PLANS REVIEWED AND ACCEPTED FOR CODE COMPLIANCE

Planning & Zoning: achavez 05/20/2024

The issuance of a permit shall not be construed to be a permit or approval of any violation of the codes or ordinances of the Town of Oro Valley

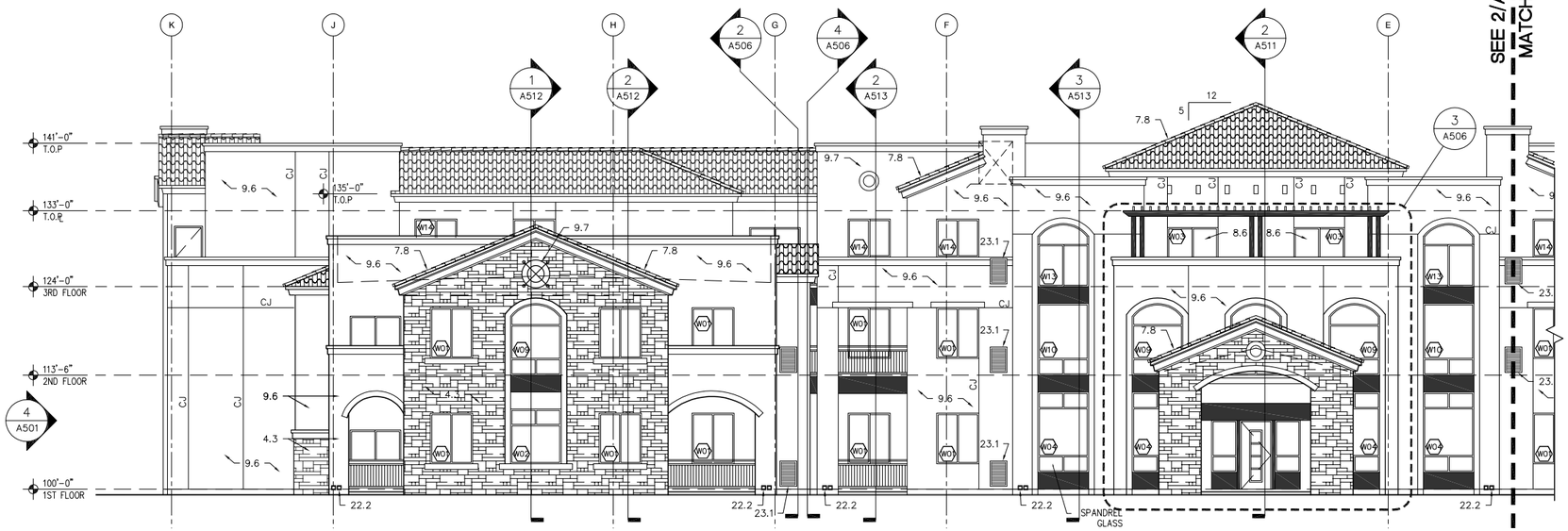

1 WEST ELEVATION
SCALE: 1/8"=1'-0"

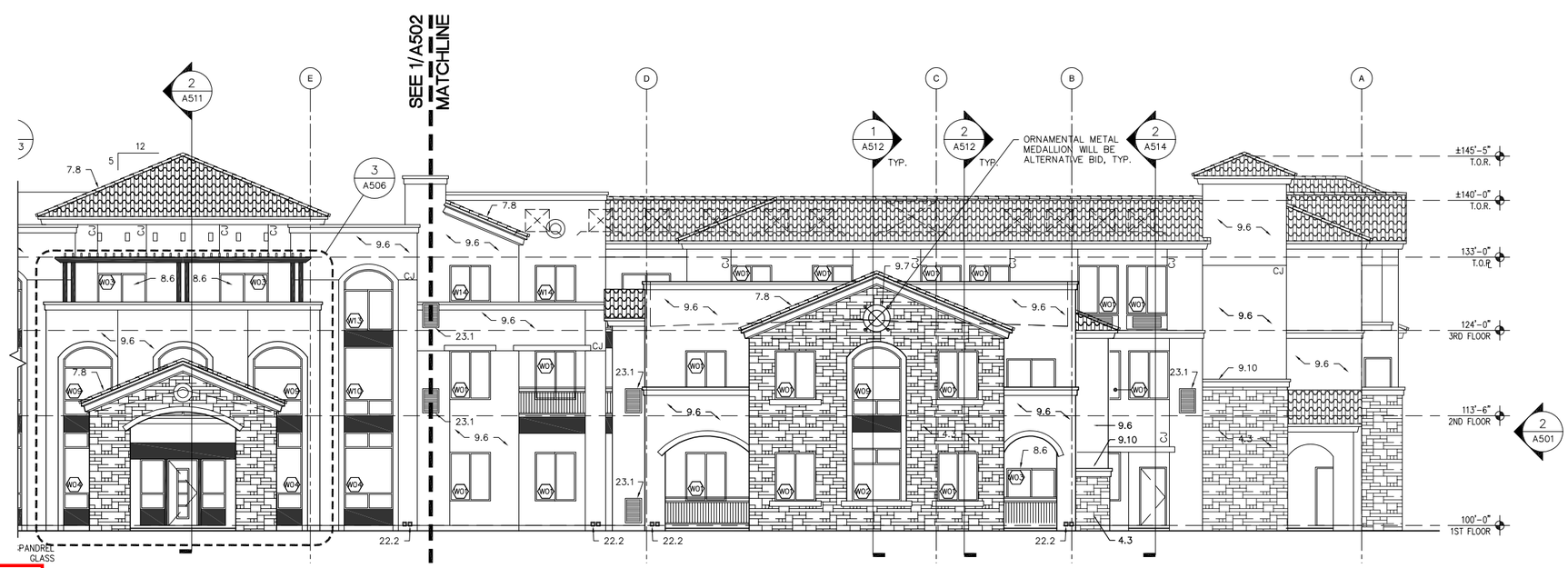

2 WEST ELEVATION
SCALE: 1/8"=1'-0"

KEY NOTES

ALL ITEMS AREN'T NECESSARILY SEEN ON ALL SHEETS

3.1 4-INCH THICK CONCRETE SLAB-ON-GRADE.
3.2 5½-INCH WIDE CONCRETE CURB AT PERIMETER WALL.
3.3 CONCRETE FOOTING; SEE STRUCTURAL DRAWINGS.
3.4 UNDERSLAB VAPOR BARRIER.
3.5 CAST-IN-PLACE EXTERIOR CONCRETE PATIO SLAB W/ ENHANCED FINISH.
3.6 CAST-IN-PLACE CONCRETE STEPS.
3.7 1¼-INCH THICK GYPSUM UNDERLAYMENT.

4.1 8-INCH CONCRETE MASONRY UNIT.
4.2 8-INCH REINFORCED BOND BEAM.
4.3 STONE VENEER; ADHERED.

5.1 STEEL COLUMN; SEE STRUCTURAL DRAWINGS.
5.2 STEEL BEAM; SEE STRUCTURAL DRAWINGS.
5.3 STEEL STAIR SYSTEM.
5.4 STEEL CHANNEL STRINGER.
5.5 CONCRETE FILLED METAL STAIR PAN.
5.6 METAL LADDER.
5.7 METAL GUARD RAIL.
5.8 METAL HAND RAIL, PAINTED.
5.9 CUSTOM STEEL TRELLIS

6.1 2X WOOD FRAMING / BLOCKING AS INDICATED ON DRAWINGS.
6.2 WOOD BEAM; SEE STRUCTURAL DRAWINGS.
6.3 WOOD FLOOR TRUSS; SEE STRUCTURAL DRAWINGS.
6.4 WOOD FLOOR JOIST; SEE STRUCTURAL DRAWINGS.
6.5 WOOD ROOF TRUSS; SEE STRUCTURAL DRAWINGS.
6.6 WOOD LEDGER; SEE STRUCTURAL DRAWINGS.
6.7 ENGINEERED WOOD RIM BOARD.
6.8 ¾-INCH PLYWOOD FLOOR SHEATHING.
6.9 ROOF SHEATHING.
6.10 PLYWOOD WALL SHEATHING, FRTW.
6.11 JOIST / TRUSS HANGER (FIRE HANGER).
6.12 ARCHITECTURAL CASEWORK; SEE I.D. DRAWINGS.
6.13 FAUX WOOD BEAM

7.1 SHEET WATERPROOFING (@ ELEVATOR PITS)
7.2 R-38 FIBERGLASS BATT ROOF INSULATION.
7.3 R-21 FIBERGLASS BATT WALL INSULATION.
7.4 SOUND ATTENUATION INSULATION.
7.5 TAPERED ROOF BOARD INSULATION.
7.6 4-INCH CANT STRIP.
7.7 BUILT-UP PLYWOOD CRICKET.
7.8 ONE PIECE S-SHAPED CONCRETE ROOF TILE.
7.9 2X NAILER.
7.10 CONCRETE ROOF CAP PIECE.
7.11 DECORATIVE CONCRETE BIRD STOP.
7.12 ROOFING UNDERLAYMENT.
7.13 MEMBRANE ROOF SYSTEM (BUR? TPO?)
7.14 PREFABRICATED METAL SCUPPER.
7.15 SHEET METAL FLASHING.
7.16 FLEXIBLE FLASHING.
7.17 DECK COATING.
7.18 ROOF DECK PAVER TILES ON ADJ. PEDESTAL SYSTEM.
7.19 1" CONCEALED FASTENER METAL PANEL ON 1" VERT. FURRING.
7.20 FIRE STOPPING
7.21 SEALANT JOINT.

8.1 WOOD DOOR; SEE DOOR SCHEDULE.
8.2 HOLLOW METAL DOOR FRAME.
8.3 HOLLOW METAL BORROWED LITES
8.4 METAL DOOR.
8.5 COMPOSITE (FIBERGLASS) DOOR.
8.6 COMPOSITE (FIBERGLASS) SLIDING GLASS DOOR.
8.7 OVERHEAD COILING (OR SECTIONAL) DOOR.
8.8 ALUMINUM STOREFRONT SYSTEM.
8.9 VINYL WINDOW.
8.10 ARCHITECTURAL LOUVER.

9.1 ⅝-INCH GYPSUM WALL BOARD
9.2 ⅝-INCH GYPSUM SHEATHING.
9.3 RESILIENT CHANNEL.
9.4 ⅞-INCH HAT CHANNEL.
9.5 CEILING SUSPENSION SYSTEM.
9.6 WESTERN 1-KOTE STUCCO SYSTEM ON LATH OVER 1-INCH INSULATION OVER WEATHER-RESISTIVE BARRIER.
9.7 STUCCO MEDALLION; SEE XX/AXXX.
9.8 WESTERN 1-KOTE SCRATCH COAT ON LATH OVER 1-INCH INSULATION OVER WEATHER-RESISTIVE BARRIER, PREP TO RECEIVE ADHERED STONE MASONRY VENEER.
9.9 STUCCO WEEP SCREED.
9.10 PRE-COATED FOAM CUSTOM PROFILE.
9.11 ACOUSTICAL PANEL CEILING SYSTEM.
9.12 [NOT USED]
9.13 RESILIENT WALL BASE.
9.14 2-PIECE COUNTER FLASHING (FR "st", OR EQUAL.)

10.1 FIRE EXTINGUISHER IN SEMI-RECESSED CABINET.
10.2 CORNER GUARD / WALL PROTECTION.
10.3 TOILET PARTITION.
10.4 MANUFACTURED FIREPLACE.
10.5 SIGNAGE.

14.1 PASSENGER ELEVATOR
14.2 SERVICE ELEVATOR
14.3 ELEVATOR MACHINE W/ 42-INCH CLEARANCE SPACE.

22.1 HI-LO DRINKING FOUNTAIN.
22.2 DECORATIVE THRU-WALL DOWNSPOUT

23.1 EXTERIOR PTAC UNIT
23.2 INTERIOR VTAC UNIT
23.3 ARCHITECTURAL LOUVER

26.1 ELECTRICAL PANEL
26.2 LIGHT FIXTURE.
26.3 ELECTRICAL SWITCHGEAR.

32.1 WIRE MESH STORAGE LOCKERS W/ 36-INCH GATE.

1 *SUPPLEMENTAL KEY NOTES
6.14 COMPOSITE DECK BOARDS ON REDWOOD SLEEPERS.
7.22 ROOF HATCH
10.6 LINEAR GAS FIRE PIT (FUTURE).

KEY PLAN

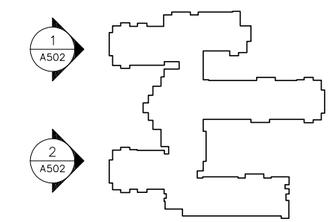

2301036

REVISIONS:	BY:
COPYRIGHT ©	2024

MAGNET design+development

ORO VALLEY ASSISTED LIVING COMMUNITY

MAIN LIVING BUILDING
12380 N. VISTOSO PARK ROAD
ORO VALLEY, AZ 85737

PARTIAL ELEVATIONS

EGLIN BRESLER ARCHITECTS, P.C.
7351 EAST TANGUE VERDE ROAD
TUCSON, ARIZONA 85715
MAIN: 520.885.445
WWW.EGLINBRESLER.COM

REGISTERED ARCHITECT
CERTIFICATE NO. 52669
TATYANA L. BRESLER
DATE SIGNED 2/21/24
ARIZONA U.S.A.
Expires 9/30/2026

DRAWN	AM
CHECKED	TB
DATE	2/21/2024
SCALE	AS NOTED
JOB NO.	3480-22.10

A502

SHEET OF

E:\3480-22 OV Assisted Living\3480-22.10_BLDG_CDS_v2\02-3480-22.10_A501_A502.dwg 5/1/2024 3:02:00 PM

PLANS REVIEWED AND ACCEPTED FOR CODE COMPLIANCE

Planning & Zoning: achavez 05/20/2024

The issuance of a permit shall not be construed to be a permit or approval of any violation of the codes or ordinances of the Town of Oro Valley

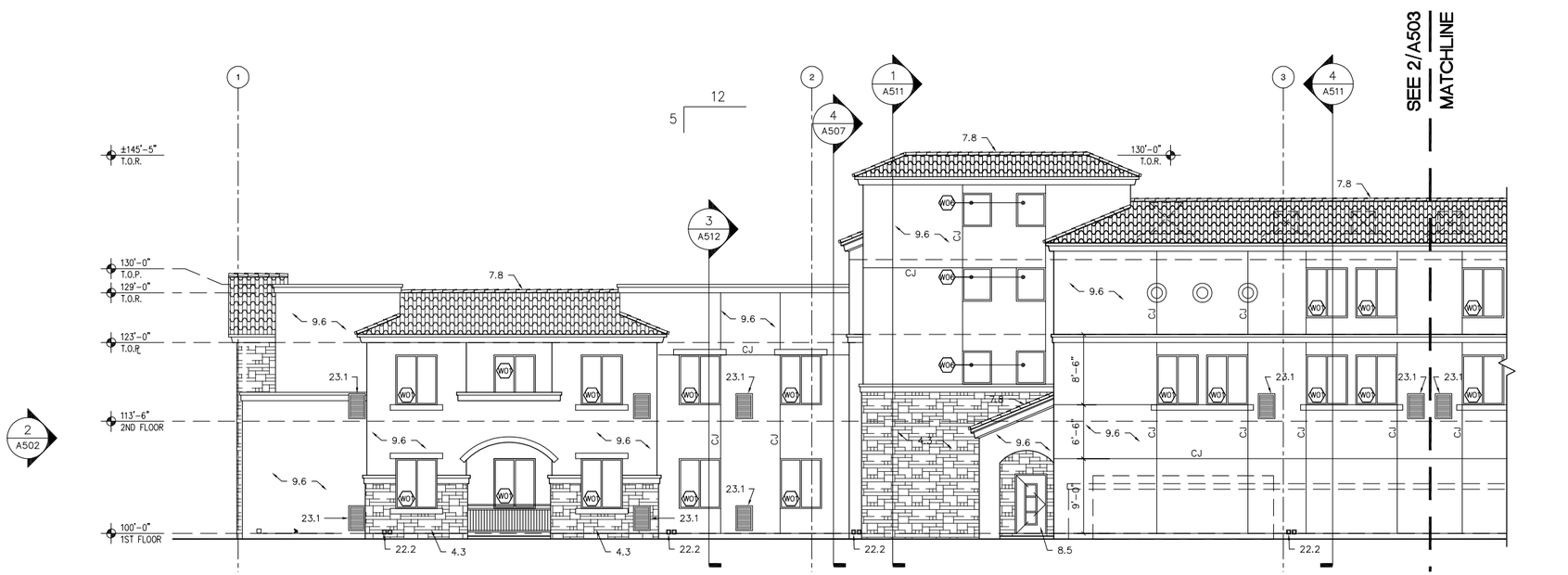

1 SOUTH ELEVATION
SCALE: 1/8"=1'-0"

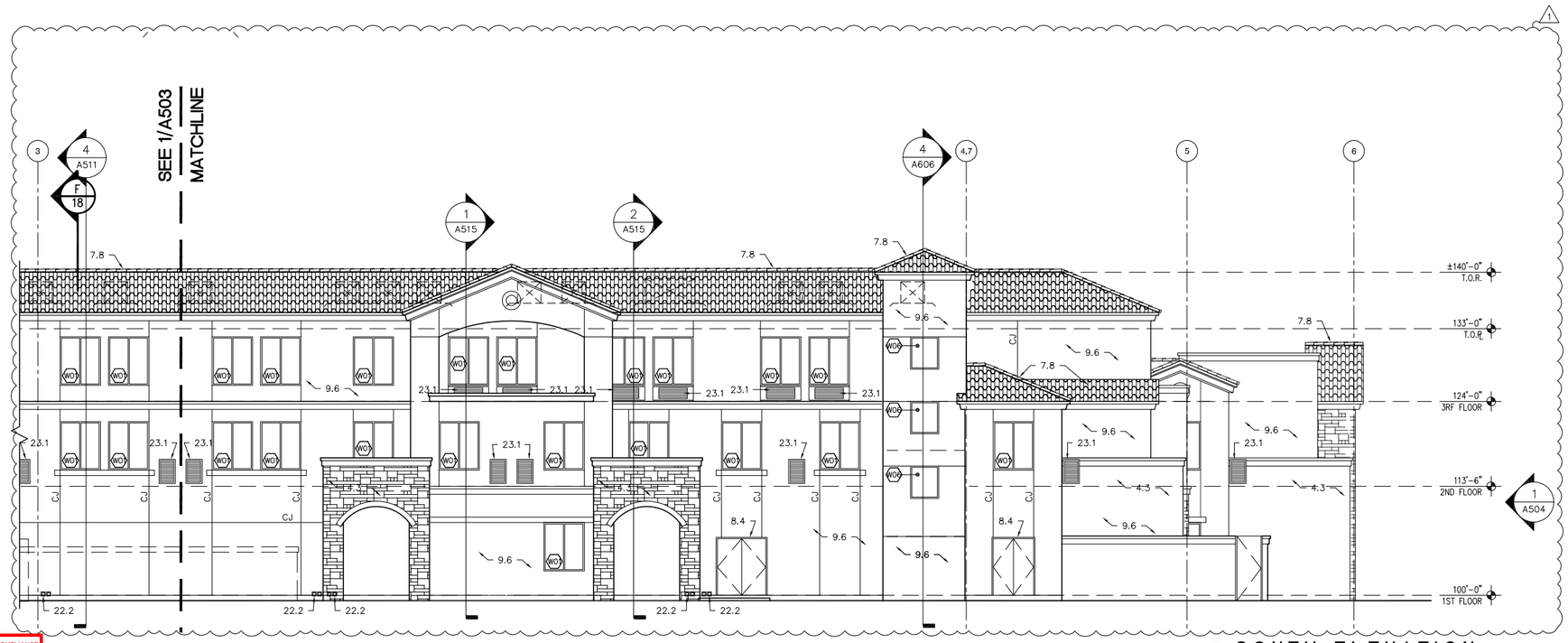

2 SOUTH ELEVATION
SCALE: 1/8"=1'-0"

KEY NOTES

ALL ITEMS AREN'T NECESSARILY SEEN ON ALL SHEETS

3.1 4-INCH THICK CONCRETE SLAB-ON-GRADE.
3.2 5½-INCH WIDE CONCRETE CURB AT PERIMETER WALL.
3.3 CONCRETE FOOTING; SEE STRUCTURAL DRAWINGS.
3.4 UNDERSLAB VAPOR BARRIER.
3.5 CAST-IN-PLACE EXTERIOR CONCRETE PATIO SLAB W/ ENHANCED FINISH.
3.6 CAST-IN-PLACE CONCRETE STEPS.
3.7 1¼-INCH THICK GYPSUM UNDERLAYMENT.

4.1 8-INCH CONCRETE MASONRY UNIT.
4.2 8-INCH REINFORCED BOND BEAM.
4.3 STONE VENEER; ADHERED.

5.1 STEEL COLUMN; SEE STRUCTURAL DRAWINGS.
5.2 STEEL BEAM; SEE STRUCTURAL DRAWINGS.
5.3 STEEL STAIR SYSTEM.
5.4 STEEL CHANNEL STRINGER.
5.5 CONCRETE FILLED METAL STAIR PAN.
5.6 METAL LADDER.
5.7 METAL GUARD RAIL.
5.8 METAL HAND RAIL, PAINTED.
5.9 CUSTOM STEEL TRELLIS

6.1 2X WOOD FRAMING / BLOCKING AS INDICATED ON DRAWINGS.
6.2 WOOD BEAM; SEE STRUCTURAL DRAWINGS.
6.3 WOOD FLOOR TRUSS; SEE STRUCTURAL DRAWINGS.
6.4 WOOD FLOOR JOIST; SEE STRUCTURAL DRAWINGS.
6.5 WOOD ROOF TRUSS; SEE STRUCTURAL DRAWINGS.
6.6 WOOD LEDGER; SEE STRUCTURAL DRAWINGS.
6.7 ENGINEERED WOOD RIM BOARD.
6.8 ¾-INCH PLYWOOD FLOOR SHEATHING.
6.9 ROOF SHEATHING.
6.10 PLYWOOD WALL SHEATHING, FRTW.
6.11 JOIST / TRUSS HANGER (FIRE HANGER).
6.12 ARCHITECTURAL CASEWORK; SEE I.D. DRAWINGS.
6.13 FAUX WOOD BEAM

7.1 SHEET WATERPROOFING (@ ELEVATOR PITS)
7.2 R-38 FIBERGLASS BATT ROOF INSULATION.
7.3 R-21 FIBERGLASS BATT WALL INSULATION.
7.4 SOUND ATTENUATION INSULATION.
7.5 TAPERED ROOF BOARD INSULATION.
7.6 4-INCH CANT STRIP.
7.7 BUILT-UP PLYWOOD CRICKET.
7.8 ONE PIECE S-SHAPED CONCRETE ROOF TILE.
7.9 2X NAILER.
7.10 CONCRETE ROOF CAP PIECE.
7.11 DECORATIVE CONCRETE BIRD STOP.
7.12 ROOFING UNDERLAYMENT.
7.13 MEMBRANE ROOF SYSTEM (BUR? TPO?)
7.14 PREFABRICATED METAL SCUPPER.
7.15 SHEET METAL FLASHING.
7.16 FLEXIBLE FLASHING.
7.17 DECK COATING.
7.18 ROOF DECK PAVER TILES ON ADJ. PEDESTAL SYSTEM.
7.19 1" CONCEALED FASTENER METAL PANEL ON 1" VERT. FURRING.
7.20 FIRE STOPPING
7.21 SEALANT JOINT.

8.1 WOOD DOOR; SEE DOOR SCHEDULE.
8.2 HOLLOW METAL DOOR FRAME.
8.3 HOLLOW METAL BORROWED LITES
8.4 METAL DOOR.
8.5 COMPOSITE (FIBERGLASS) DOOR.
8.6 COMPOSITE (FIBERGLASS) SLIDING GLASS DOOR.
8.7 OVERHEAD COILING (OR SECTIONAL) DOOR.
8.8 ALUMINUM STOREFRONT SYSTEM.
8.9 VINYL WINDOW.
8.10 ARCHITECTURAL LOUVER.

9.1 ⅝-INCH GYPSUM WALL BOARD
9.2 ⅝-INCH GYPSUM SHEATHING.
9.3 RESILIENT CHANNEL.
9.4 ⅞-INCH HAT CHANNEL.
9.5 CEILING SUSPENSION SYSTEM.
9.6 WESTERN 1-KOTE STUCCO SYSTEM ON LATH OVER 1-INCH INSULATION OVER WEATHER-RESISTIVE BARRIER.
9.7 STUCCO MEDALLION; SEE XX/AXXX.
9.8 WESTERN 1-KOTE SCRATCH COAT ON LATH OVER 1-INCH INSULATION OVER WEATHER-RESISTIVE BARRIER, PREP TO RECEIVE ADHERED STONE MASONRY VENEER.
9.9 STUCCO WEEP SCREED.
9.10 PRE-COATED FOAM CUSTOM PROFILE.
9.11 ACOUSTICAL PANEL CEILING SYSTEM.
9.12 [NOT USED]
9.13 RESILIENT WALL BASE.
9.14 2-PIECE COUNTER FLASHING (FR "st", OR EQUAL.)

10.1 FIRE EXTINGUISHER IN SEMI-RECESSED CABINET.
10.2 CORNER GUARD / WALL PROTECTION.
10.3 TOILET PARTITION.
10.4 MANUFACTURED FIREPLACE.
10.5 SIGNAGE.

14.1 PASSENGER ELEVATOR
14.2 SERVICE ELEVATOR
14.3 ELEVATOR MACHINE W/ 42-INCH CLEARANCE SPACE.

22.1 HI-LO DRINKING FOUNTAIN.
22.2 DECORATIVE THRU-WALL DOWNSPOUT

23.1 EXTERIOR PTAC UNIT
23.2 INTERIOR VTAC UNIT
23.3 ARCHITECTURAL LOUVER

26.1 ELECTRICAL PANEL
26.2 LIGHT FIXTURE.
26.3 ELECTRICAL SWITCHGEAR.

32.1 WIRE MESH STORAGE LOCKERS W/ 36-INCH GATE.

1 *SUPPLEMENTAL KEY NOTES
6.14 COMPOSITE DECK BOARDS ON REDWOOD SLEEPERS.
7.22 ROOF HATCH
10.6 LINEAR GAS FIRE PIT (FUTURE).

KEY PLAN

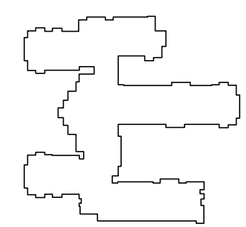

1 A503 2 A503

REVISIONS:	BY:
1 RFI COORD. 4/22/24	AM
COPYRIGHT ©	2024

MAGNET design+development

ORO VALLEY ASSISTED LIVING COMMUNITY

MAIN LIVING BUILDING
12380 N. VISTOSO PARK ROAD
ORO VALLEY, AZ 85737

PARTIAL ELEVATIONS

EGLIN BRESLER ARCHITECTS, P.C.
7351 EAST TANQUE VERDE ROAD
TUCSON, ARIZONA 85715
MAIN: 520.885.445
WWW.EGLINBRESLER.COM

REGISTERED ARCHITECT CERTIFICATE NO. 52669 TATYANA L. BRESLER DATE SIGNED 11/22/24 ARIZONA U.S.A. Expires 9/30/2026

DRAWN	AM
CHECKED	TB
DATE	2/21/2024
SCALE	AS NOTED
JOB NO.	3480-22.10

A503

SHEET OF

E:\3480-22 OV Assisted Living\3480-22.10_BLDG_CDS_v6\2.3480-22.10_A501_A502.dwg 5/1/2024 3:02:27 PM

PLANS REVIEWED AND ACCEPTED FOR CODE COMPLIANCE
Planning & Zoning: achavez 05/20/2024
The issuance of a permit shall not be construed to be a permit or approval of any violation of the codes or ordinances of the Town of Oro Valley

2301036

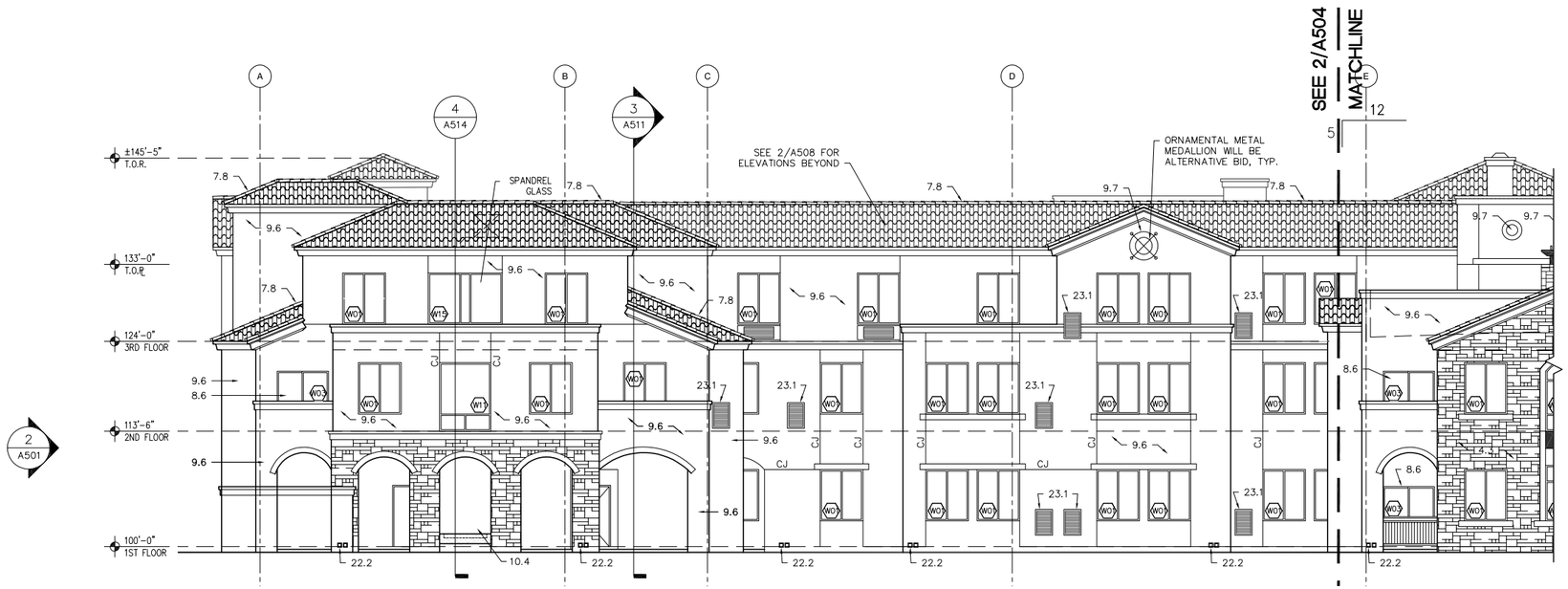

1 PART. EAST ELEVATION
SCALE: 1/8"=1'-0"

2 EAST ELEVATION
SCALE: 1/8"=1'-0"

KEY NOTES

ALL ITEMS AREN'T NECESSARILY SEEN ON ALL SHEETS

3.1 4-INCH THICK CONCRETE SLAB-ON-GRADE.
3.2 5½-INCH WIDE CONCRETE CURB AT PERIMETER WALL.
3.3 CONCRETE FOOTING; SEE STRUCTURAL DRAWINGS.
3.4 UNDERSLAB VAPOR BARRIER.
3.5 CAST-IN-PLACE EXTERIOR CONCRETE PATIO SLAB W/ ENHANCED FINISH.
3.6 CAST-IN-PLACE CONCRETE STEPS.
3.7 1¼-INCH THICK GYPSUM UNDERLAYMENT.

4.1 8-INCH CONCRETE MASONRY UNIT.
4.2 8-INCH REINFORCED BOND BEAM.
4.3 STONE VENEER; ADHERED.

5.1 STEEL COLUMN; SEE STRUCTURAL DRAWINGS.
5.2 STEEL BEAM; SEE STRUCTURAL DRAWINGS.
5.3 STEEL STAIR SYSTEM.
5.4 STEEL CHANNEL STRINGER.
5.5 CONCRETE FILLED METAL STAIR PAN.
5.6 METAL LADDER.
5.7 METAL GUARD RAIL.
5.8 METAL HAND RAIL, PAINTED.
5.9 CUSTOM STEEL TRELLIS

6.1 2X WOOD FRAMING / BLOCKING AS INDICATED ON DRAWINGS.
6.2 WOOD BEAM; SEE STRUCTURAL DRAWINGS.
6.3 WOOD FLOOR TRUSS; SEE STRUCTURAL DRAWINGS.
6.4 WOOD FLOOR JOIST; SEE STRUCTURAL DRAWINGS.
6.5 WOOD ROOF TRUSS; SEE STRUCTURAL DRAWINGS.
6.6 WOOD LEDGER; SEE STRUCTURAL DRAWINGS.
6.7 ENGINEERED WOOD RIM BOARD.
6.8 ⅝-INCH PLYWOOD FLOOR SHEATHING.
6.9 ROOF SHEATHING.
6.10 PLYWOOD WALL SHEATHING, FRTW.
6.11 JOIST / TRUSS HANGER (FIRE HANGER).
6.12 ARCHITECTURAL CASEWORK; SEE I.D. DRAWINGS.
6.13 FAUX WOOD BEAM

7.1 SHEET WATERPROOFING (@ ELEVATOR PITS)
7.2 R-38 FIBERGLASS BATT ROOF INSULATION.
7.3 R-21 FIBERGLASS BATT WALL INSULATION.
7.4 SOUND ATTENUATION INSULATION.
7.5 TAPERED ROOF BOARD INSULATION.
7.6 4-INCH CANT STRIP.
7.7 BUILT-UP PLYWOOD CRICKET.
7.8 ONE PIECE S-SHAPED CONCRETE ROOF TILE.
7.9 2X NAILER.
7.10 CONCRETE ROOF CAP PIECE.
7.11 DECORATIVE CONCRETE BIRD STOP.
7.12 ROOFING UNDERLAYMENT.
7.13 MEMBRANE ROOF SYSTEM (BUR? TPO?)
7.14 PREFABRICATED METAL SCUPPER.
7.15 SHEET METAL FLASHING.
7.16 FLEXIBLE FLASHING.
7.17 DECK COATING.
7.18 ROOF DECK PAVER TILES ON ADJ. PEDESTAL SYSTEM.
7.19 1" CONCEALED FASTENER METAL PANEL ON 1" VERT. FURRING.
7.20 FIRE STOPPING
7.21 SEALANT JOINT.

8.1 WOOD DOOR; SEE DOOR SCHEDULE.
8.2 HOLLOW METAL DOOR FRAME.
8.3 HOLLOW METAL BORROWED LITES
8.4 METAL DOOR.
8.5 COMPOSITE (FIBERGLASS) DOOR.
8.6 COMPOSITE (FIBERGLASS) SLIDING GLASS DOOR.
8.7 OVERHEAD COILING (OR SECTIONAL) DOOR.
8.8 ALUMINUM STOREFRONT SYSTEM.
8.9 VINYL WINDOW.
8.10 ARCHITECTURAL LOUVER.

9.1 ⅝-INCH GYPSUM WALL BOARD
9.2 ⅝-INCH GYPSUM SHEATHING.
9.3 RESILIENT CHANNEL.
9.4 ⅞-INCH HAT CHANNEL.
9.5 CEILING SUSPENSION SYSTEM.
9.6 WESTERN 1-KOTE STUCCO SYSTEM ON LATH OVER 1-INCH INSULATION OVER WEATHER-RESISTIVE BARRIER.
9.7 STUCCO MEDALLION; SEE XX/AXXX.
9.8 WESTERN 1-KOTE SCRATCH COAT ON LATH OVER 1-INCH INSULATION OVER WEATHER-RESISTIVE BARRIER, PREP TO RECEIVE ADHERED STONE MASONRY VENEER.
9.9 STUCCO WEEP SCREED.
9.10 PRE-COATED FOAM CUSTOM PROFILE.
9.11 ACOUSTICAL PANEL CEILING SYSTEM.
9.12 [NOT USED]
9.13 RESILIENT WALL BASE.
9.14 2-PIECE COUNTER FLASHING (FR "st", OR EQUAL.)

10.1 FIRE EXTINGUISHER IN SEMI-RECESSED CABINET.
10.2 CORNER GUARD / WALL PROTECTION.
10.3 TOILET PARTITION.
10.4 MANUFACTURED FIREPLACE.
10.5 SIGNAGE.

14.1 PASSENGER ELEVATOR
14.2 SERVICE ELEVATOR
14.3 ELEVATOR MACHINE W/ 42-INCH CLEARANCE SPACE.

22.1 HI-LO DRINKING FOUNTAIN.
22.2 DECORATIVE THRU-WALL DOWNSPOUT

23.1 EXTERIOR PTAC UNIT
23.2 INTERIOR VTAC UNIT
23.3 ARCHITECTURAL LOUVER

26.1 ELECTRICAL PANEL
26.2 LIGHT FIXTURE.
26.3 ELECTRICAL SWITCHGEAR.

32.1 WIRE MESH STORAGE LOCKERS W/ 36-INCH GATE.

1 *SUPPLEMENTAL KEY NOTES
6.14 COMPOSITE DECK BOARDS ON REDWOOD SLEEPERS.
7.22 ROOF HATCH
10.6 LINEAR GAS FIRE PIT (FUTURE).

KEY PLAN

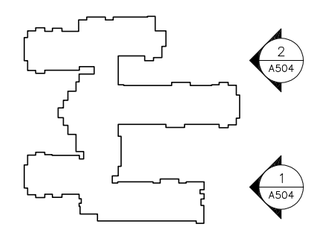

2301036

REVISIONS:	BY:
COPYRIGHT ©	2024

MAGNET design • development

ORO VALLEY ASSISTED LIVING COMMUNITY

MAIN LIVING BUILDING
12380 N. VISTOSO PARK ROAD
ORO VALLEY, AZ 85737

PARTIAL ELEVATIONS

EGLIN BRESLER ARCHITECTS, P.C.
7351 EAST TANQUE VERDE ROAD
TUCSON, ARIZONA 85715
MAIN: 520.885.445
WWW.EGLINBRESLER.COM

REGISTERED ARCHITECT
CERTIFICATE NO. 52669
TATYANA L. BRESLER
DATE SIGNED
ARIZONA U.S.A.
Expires 9/30/2026

DRAWN	AM
CHECKED	TB
DATE	2/21/2024
SCALE	AS NOTED
JOB NO.	3480-22.10

A504

SHEET OF

E:\3480-22 OV Assisted Living\3480-22.10_BLDG_CDS_v2\02-3480-22.10_A501_A502.dwg 5/1/2024 3:02:58 PM

PLANS REVIEWED AND ACCEPTED FOR CODE COMPLIANCE
Planning & Zoning: achavez 05/20/2024
The issuance of a permit shall not be construed to be a permit or approval of any violation of the codes or ordinances of the Town of Oro Valley

1 NORTH ELEVATION
SCALE: 1/8"=1'-0"

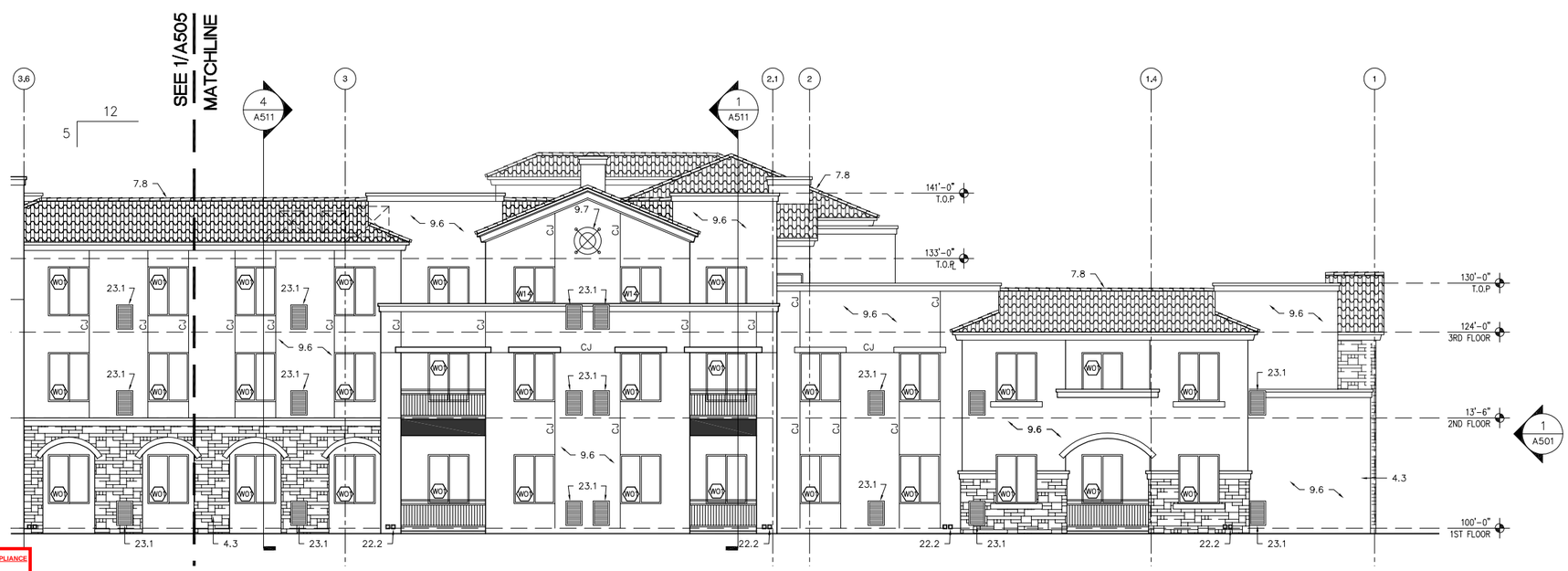

2 NORTH ELEVATION
SCALE: 1/8"=1'-0"

KEY NOTES

ALL ITEMS AREN'T NECESSARILY SEEN ON ALL SHEETS

3.1 4-INCH THICK CONCRETE SLAB-ON-GRADE.
3.2 5½-INCH WIDE CONCRETE CURB AT PERIMETER WALL.
3.3 CONCRETE FOOTING; SEE STRUCTURAL DRAWINGS.
3.4 UNDERSLAB VAPOR BARRIER.
3.5 CAST-IN-PLACE EXTERIOR CONCRETE PATIO SLAB W/ ENHANCED FINISH.
3.6 CAST-IN-PLACE CONCRETE STEPS.
3.7 1¼-INCH THICK GYPSUM UNDERLAYMENT.

4.1 8-INCH CONCRETE MASONRY UNIT.
4.2 8-INCH REINFORCED BOND BEAM.
4.3 STONE VENEER; ADHERED.

5.1 STEEL COLUMN; SEE STRUCTURAL DRAWINGS.
5.2 STEEL BEAM; SEE STRUCTURAL DRAWINGS.
5.3 STEEL STAIR SYSTEM.
5.4 STEEL CHANNEL STRINGER.
5.5 CONCRETE FILLED METAL STAIR PAN.
5.6 METAL LADDER.
5.7 METAL GUARD RAIL.
5.8 METAL HAND RAIL, PAINTED.
5.9 CUSTOM STEEL TRELLIS

6.1 2X WOOD FRAMING / BLOCKING AS INDICATED ON DRAWINGS.
6.2 WOOD BEAM; SEE STRUCTURAL DRAWINGS.
6.3 WOOD FLOOR TRUSS; SEE STRUCTURAL DRAWINGS.
6.4 WOOD FLOOR JOIST; SEE STRUCTURAL DRAWINGS.
6.5 WOOD ROOF TRUSS; SEE STRUCTURAL DRAWINGS.
6.6 WOOD LEDGER; SEE STRUCTURAL DRAWINGS.
6.7 ENGINEERED WOOD RIM BOARD.
6.8 ⅜-INCH PLYWOOD FLOOR SHEATHING.
6.9 ROOF SHEATHING.
6.10 PLYWOOD WALL SHEATHING, FRTW.
6.11 JOIST / TRUSS HANGER (FIRE HANGER).
6.12 ARCHITECTURAL CASEWORK; SEE I.D. DRAWINGS.
6.13 FAUX WOOD BEAM

7.1 SHEET WATERPROOFING (@ ELEVATOR PITS)
7.2 R-38 FIBERGLASS BATT ROOF INSULATION.
7.3 R-21 FIBERGLASS BATT WALL INSULATION.
7.4 SOUND ATTENUATION INSULATION.
7.5 TAPERED ROOF BOARD INSULATION.
7.6 4-INCH CANT STRIP.
7.7 BUILT-UP PLYWOOD CRICKET.
7.8 ONE PIECE S-SHAPED CONCRETE ROOF TILE.
7.9 2X NAILER.
7.10 CONCRETE ROOF CAP PIECE.
7.11 DECORATIVE CONCRETE BIRD STOP.
7.12 ROOFING UNDERLAYMENT.
7.13 MEMBRANE ROOF SYSTEM (BUR? TPO?)
7.14 PREFABRICATED METAL SCUPPER.
7.15 SHEET METAL FLASHING.
7.16 FLEXIBLE FLASHING.
7.17 DECK COATING.
7.18 ROOF DECK PAVER TILES ON ADJ. PEDESTAL SYSTEM.
7.19 1" CONCEALED FASTENER METAL PANEL ON 1" VERT. FURRING.
7.20 FIRE STOPPING
7.21 SEALANT JOINT.

8.1 WOOD DOOR; SEE DOOR SCHEDULE.
8.2 HOLLOW METAL DOOR FRAME.
8.3 HOLLOW METAL BORROWED LITES
8.4 METAL DOOR.
8.5 COMPOSITE (FIBERGLASS) DOOR.
8.6 COMPOSITE (FIBERGLASS) SLIDING GLASS DOOR.
8.7 OVERHEAD COILING (OR SECTIONAL) DOOR.
8.8 ALUMINUM STOREFRONT SYSTEM.
8.9 VINYL WINDOW.
8.10 ARCHITECTURAL LOUVER.

9.1 ⅝-INCH GYPSUM WALL BOARD
9.2 ⅝-INCH GYPSUM SHEATHING.
9.3 RESILIENT CHANNEL.
9.4 ⅞-INCH HAT CHANNEL.
9.5 CEILING SUSPENSION SYSTEM.
9.6 WESTERN 1-KOTE STUCCO SYSTEM ON LATH OVER 1-INCH INSULATION OVER WEATHER-RESISTIVE BARRIER.
9.7 STUCCO MEDALLION; SEE XX/AXXX.
9.8 WESTERN 1-KOTE SCRATCH COAT ON LATH OVER 1-INCH INSULATION OVER WEATHER-RESISTIVE BARRIER, PREP TO RECEIVE ADHERED STONE MASONRY VENEER.
9.9 STUCCO WEEP SCREED.
9.10 PRE-COATED FOAM CUSTOM PROFILE.
9.11 ACOUSTICAL PANEL CEILING SYSTEM.
9.12 [NOT USED]
9.13 RESILIENT WALL BASE.
9.14 2-PIECE COUNTER FLASHING (FR "st", OR EQUAL.)

10.1 FIRE EXTINGUISHER IN SEMI-RECESSED CABINET.
10.2 CORNER GUARD / WALL PROTECTION.
10.3 TOILET PARTITION.
10.4 MANUFACTURED FIREPLACE.
10.5 SIGNAGE.

14.1 PASSENGER ELEVATOR
14.2 SERVICE ELEVATOR
14.3 ELEVATOR MACHINE W/ 42-INCH CLEARANCE SPACE.

22.1 HI-LO DRINKING FOUNTAIN.
22.2 DECORATIVE THRU-WALL DOWNSPOUT

23.1 EXTERIOR PTAC UNIT
23.2 INTERIOR VTAC UNIT
23.3 ARCHITECTURAL LOUVER

26.1 ELECTRICAL PANEL
26.2 LIGHT FIXTURE.
26.3 ELECTRICAL SWITCHGEAR.

32.1 WIRE MESH STORAGE LOCKERS W/ 36-INCH GATE.

1 *SUPPLEMENTAL KEY NOTES
6.14 COMPOSITE DECK BOARDS ON REDWOOD SLEEPERS.
7.22 ROOF HATCH
10.6 LINEAR GAS FIRE PIT (FUTURE).

KEY PLAN

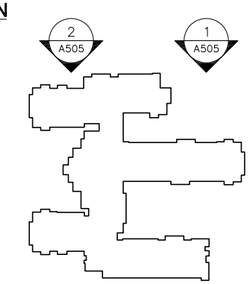

2301036

PLANS REVIEWED AND ACCEPTED FOR CODE COMPLIANCE
Planning & Zoning: achavez 05/20/2024
The issuance of a permit shall not be construed to be a permit or approval of any violation of the codes or ordinances of the Town of Oro Valley

REVISIONS:	BY:
COPYRIGHT ©	2024

MAGNET design • development

ORO VALLEY ASSISTED LIVING COMMUNITY

MAIN LIVING BUILDING
12380 N. VISTOSO PARK ROAD
ORO VALLEY, AZ 85737

PARTIAL ELEVATIONS

EGLIN BRESLER ARCHITECTS, P.C.
7351 EAST TANGUE VERDE ROAD
TUCSON, ARIZONA 85715
MAIN: 520.885.4455
WWW.EGLINBRESLER.COM

REGISTERED ARCHITECT
CERTIFICATE NO. 52669
TATYANA L. BRESLER
DATE SIGNED
ARIZONA U.S.A.
Expires 9/30/2026

DRAWN	AM
CHECKED	TB
DATE	2/21/2024
SCALE	AS NOTED
JOB NO.	3480-22.10

A505

SHEET OF

E:\3480-22 OV Assisted Living\3480-22.10_BLDG_CDS_v2\02-3480-22.10_A501_A502.dwg 5/1/2024 2:29:38 PM

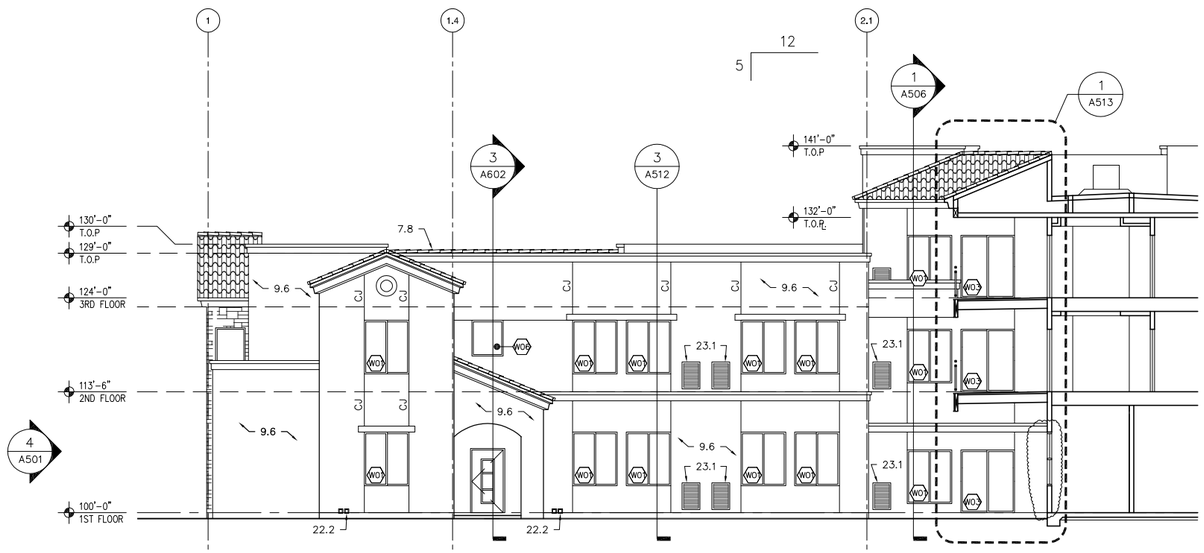

2 PARTIAL SOUTH ELEVATION
SCALE: 1/8"=1'-0"

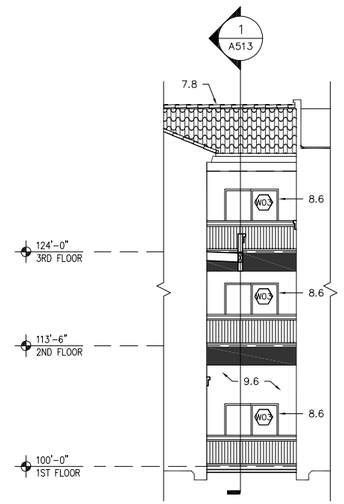

1 PART. WEST ELEVATION
SCALE: 1/8"=1'-0"

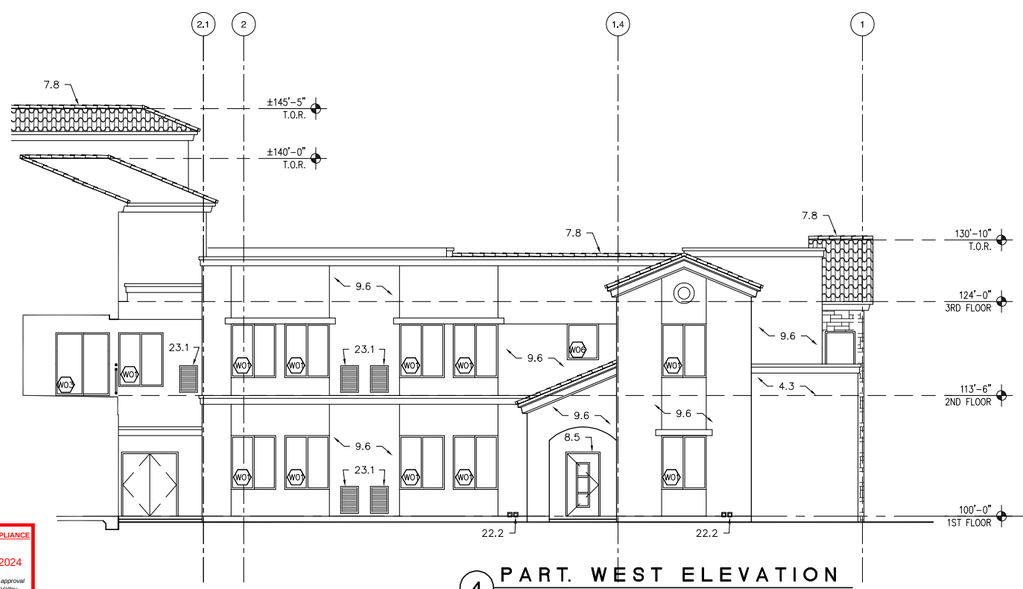

4 PART. WEST ELEVATION
SCALE: 1/8"=1'-0"

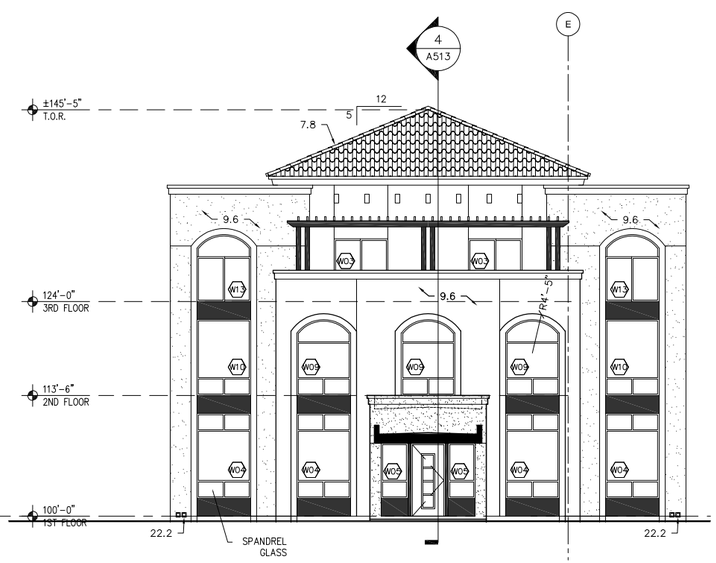

3 PART. WEST ELEVATION
SCALE: 1/8"=1'-0"

KEY NOTES

ALL ITEMS AREN'T NECESSARILY SEEN ON ALL SHEETS

3.1 4-INCH THICK CONCRETE SLAB-ON-GRADE.
3.2 5½-INCH WIDE CONCRETE CURB AT PERIMETER WALL.
3.3 CONCRETE FOOTING; SEE STRUCTURAL DRAWINGS.
3.4 UNDERSLAB VAPOR BARRIER.
3.5 CAST-IN-PLACE EXTERIOR CONCRETE PATIO SLAB W/ ENHANCED FINISH.
3.6 CAST-IN-PLACE CONCRETE STEPS.
3.7 1¼-INCH THICK GYPSUM UNDERLAYMENT.

4.1 8-INCH CONCRETE MASONRY UNIT.
4.2 8-INCH REINFORCED BOND BEAM.
4.3 STONE VENEER; ADHERED.

5.1 STEEL COLUMN; SEE STRUCTURAL DRAWINGS.
5.2 STEEL BEAM; SEE STRUCTURAL DRAWINGS.
5.3 STEEL STAIR SYSTEM.
5.4 STEEL CHANNEL STRINGER.
5.5 CONCRETE FILLED METAL STAIR PAN.
5.6 METAL LADDER.
5.7 METAL GUARD RAIL.
5.8 METAL HAND RAIL, PAINTED.
5.9 CUSTOM STEEL TRELLIS

6.1 2X WOOD FRAMING / BLOCKING AS INDICATED ON DRAWINGS.
6.2 WOOD BEAM; SEE STRUCTURAL DRAWINGS.
6.3 WOOD FLOOR TRUSS; SEE STRUCTURAL DRAWINGS.
6.4 WOOD FLOOR JOIST; SEE STRUCTURAL DRAWINGS.
6.5 WOOD ROOF TRUSS; SEE STRUCTURAL DRAWINGS.
6.6 WOOD LEDGER; SEE STRUCTURAL DRAWINGS.
6.7 ENGINEERED WOOD RIM BOARD.
6.8 ¾-INCH PLYWOOD FLOOR SHEATHING.
6.9 ROOF SHEATHING.
6.10 PLYWOOD WALL SHEATHING, FRTW.
6.11 JOIST / TRUSS HANGER (FIRE HANGER).
6.12 ARCHITECTURAL CASEWORK; SEE I.D. DRAWINGS.
6.13 FAUX WOOD BEAM

7.1 SHEET WATERPROOFING (@ ELEVATOR PITS)
7.2 R-38 FIBERGLASS BATT ROOF INSULATION.
7.3 R-21 FIBERGLASS BATT WALL INSULATION.
7.4 SOUND ATTENUATION INSULATION.
7.5 TAPERED ROOF BOARD INSULATION.
7.6 4-INCH CANT STRIP.
7.7 BUILT-UP PLYWOOD CRICKET.
7.8 ONE PIECE S-SHAPED CONCRETE ROOF TILE.
7.9 2X NAILER.
7.10 CONCRETE ROOF CAP PIECE.
7.11 DECORATIVE CONCRETE BIRD STOP.
7.12 ROOFING UNDERLAYMENT.
7.13 MEMBRANE ROOF SYSTEM (BUR? TPO?)
7.14 PREFABRICATED METAL SCUPPER.
7.15 SHEET METAL FLASHING.
7.16 FLEXIBLE FLASHING.
7.17 DECK COATING.
7.18 ROOF DECK PAVER TILES ON ADJ. PEDESTAL SYSTEM.
7.19 1" CONCEALED FASTENER METAL PANEL ON 1" VERT. FURRING.
7.20 FIRE STOPPING
7.21 SEALANT JOINT.

8.1 WOOD DOOR; SEE DOOR SCHEDULE.
8.2 HOLLOW METAL DOOR FRAME.
8.3 HOLLOW METAL BORROWED LITES
8.4 METAL DOOR.
8.5 COMPOSITE (FIBERGLASS) DOOR.
8.6 COMPOSITE (FIBERGLASS) SLIDING GLASS DOOR.
8.7 OVERHEAD COILING (OR SECTIONAL) DOOR.
8.8 ALUMINUM STOREFRONT SYSTEM.
8.9 VINYL WINDOW.
8.10 ARCHITECTURAL LOUVER.

9.1 ⅝-INCH GYPSUM WALL BOARD
9.2 ⅝-INCH GYPSUM SHEATHING.
9.3 RESILIENT CHANNEL.
9.4 ⅞-INCH HAT CHANNEL.
9.5 CEILING SUSPENSION SYSTEM.
9.6 WESTERN 1-KOTE STUCCO SYSTEM ON LATH OVER 1-INCH INSULATION OVER WEATHER-RESISTIVE BARRIER.
9.7 STUCCO MEDALLION; SEE XX/AXXX.
9.8 WESTERN 1-KOTE SCRATCH COAT ON LATH OVER 1-INCH INSULATION OVER WEATHER-RESISTIVE BARRIER, PREP TO RECEIVE ADHERED STONE MASONRY VENEER.
9.9 STUCCO WEEP SCREED.
9.10 PRE-COATED FOAM CUSTOM PROFILE.
9.11 ACOUSTICAL PANEL CEILING SYSTEM.
9.12 [NOT USED]
9.13 RESILIENT WALL BASE.
9.14 2-PIECE COUNTER FLASHING (FR "st", OR EQUAL.)

10.1 FIRE EXTINGUISHER IN SEMI-RECESSED CABINET.
10.2 CORNER GUARD / WALL PROTECTION.
10.3 TOILET PARTITION.
10.4 MANUFACTURED FIREPLACE.
10.5 SIGNAGE.

14.1 PASSENGER ELEVATOR
14.2 SERVICE ELEVATOR
14.3 ELEVATOR MACHINE W/ 42-INCH CLEARANCE SPACE.

22.1 HI-LO DRINKING FOUNTAIN.
22.2 DECORATIVE THRU-WALL DOWNSPOUT

23.1 EXTERIOR PTAC UNIT
23.2 INTERIOR VTAC UNIT
23.3 ARCHITECTURAL LOUVER

26.1 ELECTRICAL PANEL
26.2 LIGHT FIXTURE.
26.3 ELECTRICAL SWITCHGEAR.

32.1 WIRE MESH STORAGE LOCKERS W/ 36-INCH GATE.

1 *SUPPLEMENTAL KEY NOTES
6.14 COMPOSITE DECK BOARDS ON REDWOOD SLEEPERS.
7.22 ROOF HATCH
10.6 LINEAR GAS FIRE PIT (FUTURE).

KEY PLAN

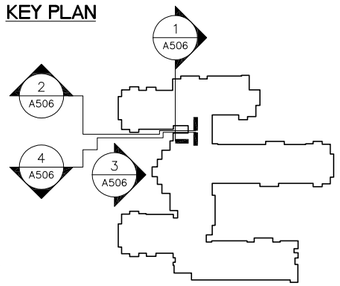

REVISIONS:	BY:
COPYRIGHT ©	2024

MAGNET design+development

ORO VALLEY ASSISTED LIVING COMMUNITY

MAIN LIVING BUILDING
12380 N. VISTOSO PARK ROAD
ORO VALLEY, AZ 85737

PARTIAL ELEVATIONS

EGLIN BRESLER ARCHITECTS, P.C.
7351 EAST TANGUE VERDE ROAD
TUCSON, ARIZONA 85715
MAIN: 520.885.4455
WWW.EGLINBRESLER.COM

REGISTERED ARCHITECT
CERTIFICATE NO. 52669
TATYANA L. BRESLER
DATE SIGNED 2/21/24
ARIZONA U.S.A.
Expires 9/30/2026

DRAWN	AM
CHECKED	TB
DATE	2/21/2024
SCALE	AS NOTED
JOB NO.	3480-22.10

A506

SHEET OF

E:\3480-22 OV Assisted Living\3480-22.10_BLDG_CDS_v2\02-3480-22.10_A501_A502.dwg 5/1/2024 3:03:44 PM

PLANS REVIEWED AND ACCEPTED FOR CODE COMPLIANCE
Planning & Zoning: achavez 05/20/2024
The issuance of a permit shall not be construed to be a permit or approval of any violation of the codes or ordinances of the Town of Oro Valley

2301036

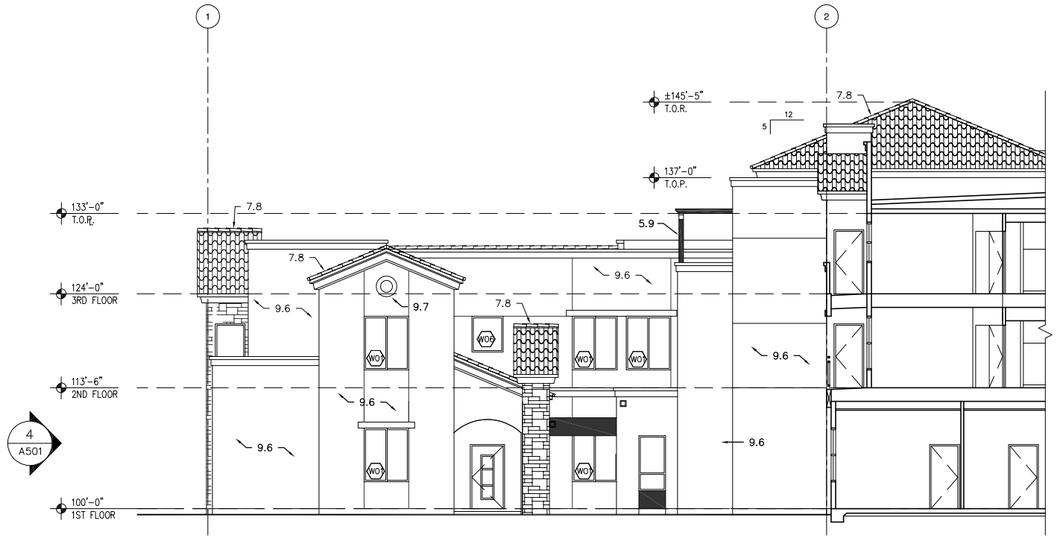

2 PART. WEST ELEVATION
SCALE: 1/8"=1'-0"

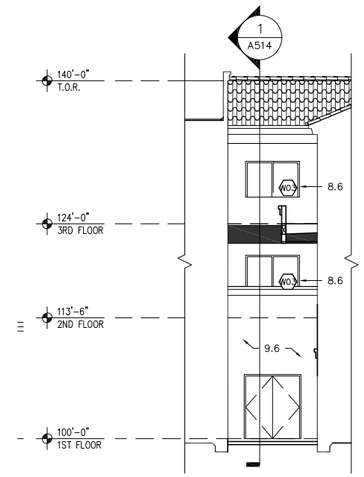

1 PART. WEST ELEVATION
SCALE: 1/8"=1'-0"

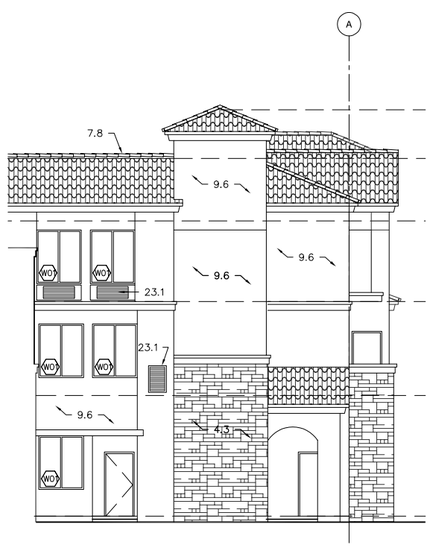

4 WEST ELEVATION
SCALE: 1/8"=1'-0"

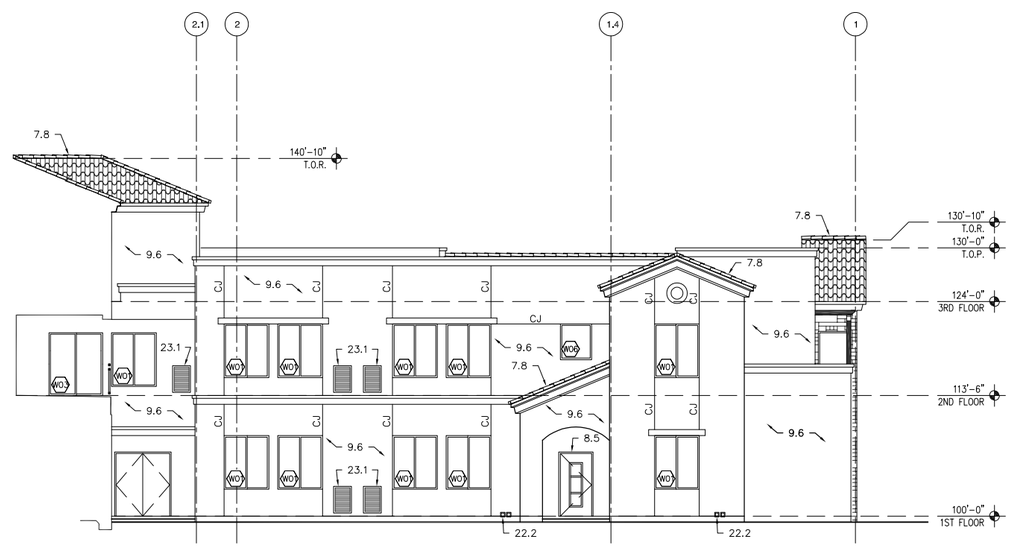

3 PART. WEST ELEVATION
SCALE: 1/8"=1'-0"

KEY NOTES

ALL ITEMS AREN'T NECESSARILY SEEN ON ALL SHEETS

3.1 4-INCH THICK CONCRETE SLAB-ON-GRADE.
3.2 5½-INCH WIDE CONCRETE CURB AT PERIMETER WALL.
3.3 CONCRETE FOOTING; SEE STRUCTURAL DRAWINGS.
3.4 UNDERSLAB VAPOR BARRIER.
3.5 CAST-IN-PLACE EXTERIOR CONCRETE PATIO SLAB W/ ENHANCED FINISH.
3.6 CAST-IN-PLACE CONCRETE STEPS.
3.7 1¼-INCH THICK GYPSUM UNDERLAYMENT.

4.1 8-INCH CONCRETE MASONRY UNIT.
4.2 8-INCH REINFORCED BOND BEAM.
4.3 STONE VENEER; ADHERED.

5.1 STEEL COLUMN; SEE STRUCTURAL DRAWINGS.
5.2 STEEL BEAM; SEE STRUCTURAL DRAWINGS.
5.3 STEEL STAIR SYSTEM.
5.4 STEEL CHANNEL STRINGER.
5.5 CONCRETE FILLED METAL STAIR PAN.
5.6 METAL LADDER.
5.7 METAL GUARD RAIL.
5.8 METAL HAND RAIL, PAINTED.
5.9 CUSTOM STEEL TRELLIS

6.1 2X WOOD FRAMING / BLOCKING AS INDICATED ON DRAWINGS.
6.2 WOOD BEAM; SEE STRUCTURAL DRAWINGS.
6.3 WOOD FLOOR TRUSS; SEE STRUCTURAL DRAWINGS.
6.4 WOOD FLOOR JOIST; SEE STRUCTURAL DRAWINGS.
6.5 WOOD ROOF TRUSS; SEE STRUCTURAL DRAWINGS.
6.6 WOOD LEDGER; SEE STRUCTURAL DRAWINGS.
6.7 ENGINEERED WOOD RIM BOARD.
6.8 ¾-INCH PLYWOOD FLOOR SHEATHING.
6.9 ROOF SHEATHING.
6.10 PLYWOOD WALL SHEATHING, FRTW.
6.11 JOIST / TRUSS HANGER (FIRE HANGER).
6.12 ARCHITECTURAL CASEWORK; SEE I.D. DRAWINGS.
6.13 FAUX WOOD BEAM

7.1 SHEET WATERPROOFING (@ ELEVATOR PITS)
7.2 R-38 FIBERGLASS BATT ROOF INSULATION.
7.3 R-21 FIBERGLASS BATT WALL INSULATION.
7.4 SOUND ATTENUATION INSULATION.
7.5 TAPERED ROOF BOARD INSULATION.
7.6 4-INCH CANT STRIP.
7.7 BUILT-UP PLYWOOD CRICKET.
7.8 ONE PIECE S-SHAPED CONCRETE ROOF TILE.
7.9 2X NAILER.
7.10 CONCRETE ROOF CAP PIECE.
7.11 DECORATIVE CONCRETE BIRD STOP.
7.12 ROOFING UNDERLAYMENT.
7.13 MEMBRANE ROOF SYSTEM (BUR? TPO?)
7.14 PREFABRICATED METAL SCUPPER.
7.15 SHEET METAL FLASHING.
7.16 FLEXIBLE FLASHING.
7.17 DECK COATING.
7.18 ROOF DECK PAVER TILES ON ADJ. PEDESTAL SYSTEM.
7.19 1" CONCEALED FASTENER METAL PANEL ON 1" VERT. FURRING.
7.20 FIRE STOPPING
7.21 SEALANT JOINT.

8.1 WOOD DOOR; SEE DOOR SCHEDULE.
8.2 HOLLOW METAL DOOR FRAME.
8.3 HOLLOW METAL BORROWED LITES
8.4 METAL DOOR.
8.5 COMPOSITE (FIBERGLASS) DOOR.
8.6 COMPOSITE (FIBERGLASS) SLIDING GLASS DOOR.
8.7 OVERHEAD COILING (OR SECTIONAL) DOOR.
8.8 ALUMINUM STOREFRONT SYSTEM.
8.9 VINYL WINDOW.
8.10 ARCHITECTURAL LOUVER.

9.1 ⅝-INCH GYPSUM WALL BOARD
9.2 ⅝-INCH GYPSUM SHEATHING.
9.3 RESILIENT CHANNEL.
9.4 ⅞-INCH HAT CHANNEL.
9.5 CEILING SUSPENSION SYSTEM.
9.6 WESTERN 1-KOTE STUCCO SYSTEM ON LATH OVER 1-INCH INSULATION OVER WEATHER-RESISTIVE BARRIER.
9.7 STUCCO MEDALLION; SEE XX/AXXX.
9.8 WESTERN 1-KOTE SCRATCH COAT ON LATH OVER 1-INCH INSULATION OVER WEATHER-RESISTIVE BARRIER, PREP TO RECEIVE ADHERED STONE MASONRY VENEER.
9.9 STUCCO WEEP SCREED.
9.10 PRE-COATED FOAM CUSTOM PROFILE.
9.11 ACOUSTICAL PANEL CEILING SYSTEM.
9.12 [NOT USED]
9.13 RESILIENT WALL BASE.
9.14 2-PIECE COUNTER FLASHING (FR "st", OR EQUAL.)

10.1 FIRE EXTINGUISHER IN SEMI-RECESSED CABINET.
10.2 CORNER GUARD / WALL PROTECTION.
10.3 TOILET PARTITION.
10.4 MANUFACTURED FIREPLACE.
10.5 SIGNAGE.

14.1 PASSENGER ELEVATOR
14.2 SERVICE ELEVATOR
14.3 ELEVATOR MACHINE W/ 42-INCH CLEARANCE SPACE.

22.1 HI-LO DRINKING FOUNTAIN.
22.2 DECORATIVE THRU-WALL DOWNSPOUT

23.1 EXTERIOR PTAC UNIT
23.2 INTERIOR VTAC UNIT
23.3 ARCHITECTURAL LOUVER

26.1 ELECTRICAL PANEL
26.2 LIGHT FIXTURE.
26.3 ELECTRICAL SWITCHGEAR.

32.1 WIRE MESH STORAGE LOCKERS W/ 36-INCH GATE.

1 *SUPPLEMENTAL KEY NOTES
6.14 COMPOSITE DECK BOARDS ON REDWOOD SLEEPERS.
7.22 ROOF HATCH
10.6 LINEAR GAS FIRE PIT (FUTURE).

KEY PLAN

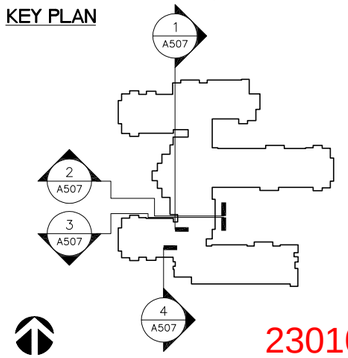

2301036

PLANS REVIEWED AND ACCEPTED FOR CODE COMPLIANCE
Planning & Zoning: achavez 05/20/2024
The issuance of a permit shall not be construed to be a permit or approval of any violation of the codes or ordinances of the Town of Oro Valley

REVISIONS:	BY:
COPYRIGHT ©	2024

MAGNET design+development

ORO VALLEY ASSISTED LIVING COMMUNITY

MAIN LIVING BUILDING
12380 N. VISTOSO PARK ROAD
ORO VALLEY, AZ 85737

PARTIAL ELEVATIONS

EGLIN BRESLER ARCHITECTS, P.C.
7351 EAST TANGUE VERDE ROAD
TUCSON, ARIZONA 85715
MAIN: 520.885.4455
WWW.EGLINBRESLER.COM

REGISTERED ARCHITECT
CERTIFICATE NO. 52669
TATYANA L. BRESLER
DATE SIGNED
ARIZONA U.S.A.
Expires 9/30/2026

DRAWN	AM
CHECKED	TB
DATE	2/21/2024
SCALE	AS NOTED
JOB NO.	3480-22.10

A507

SHEET OF

E:\3480-22 OV Assisted Living\3480-22.10_BLDG_CDS_v2\02-3480-22.10_A501_A502.dwg 5/1/2024 2:36:04 PM

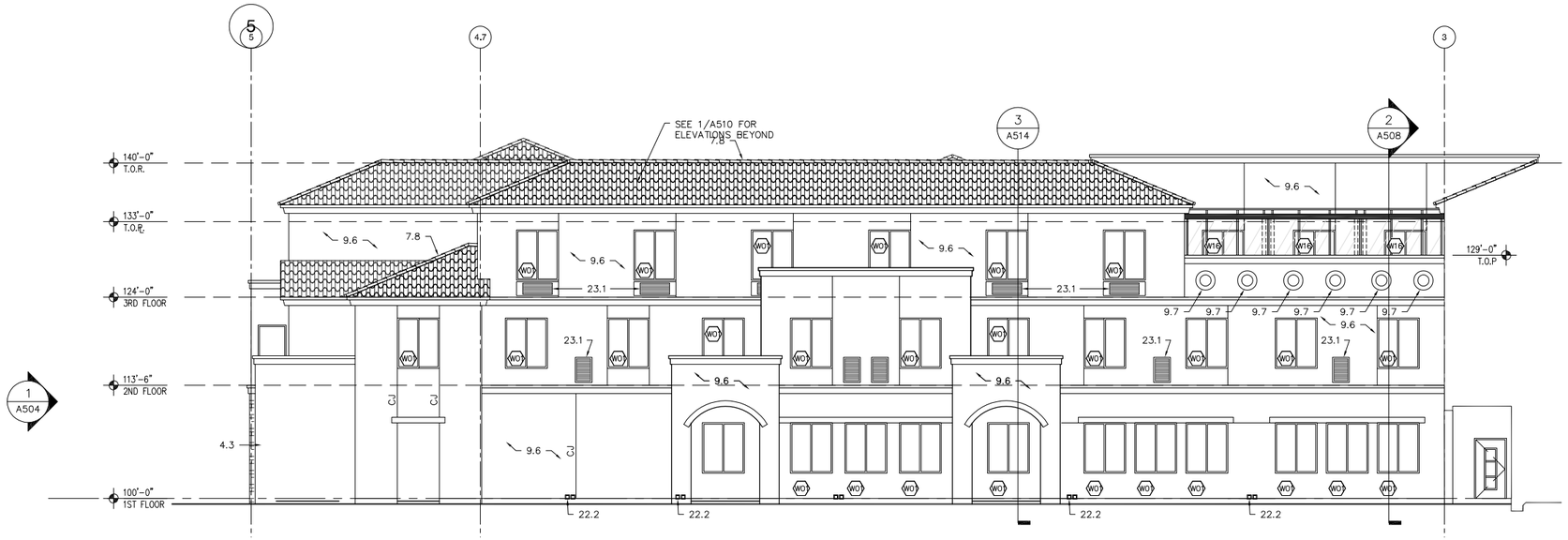

1 WEST ELEVATION
SCALE: 1/8"=1'-0"

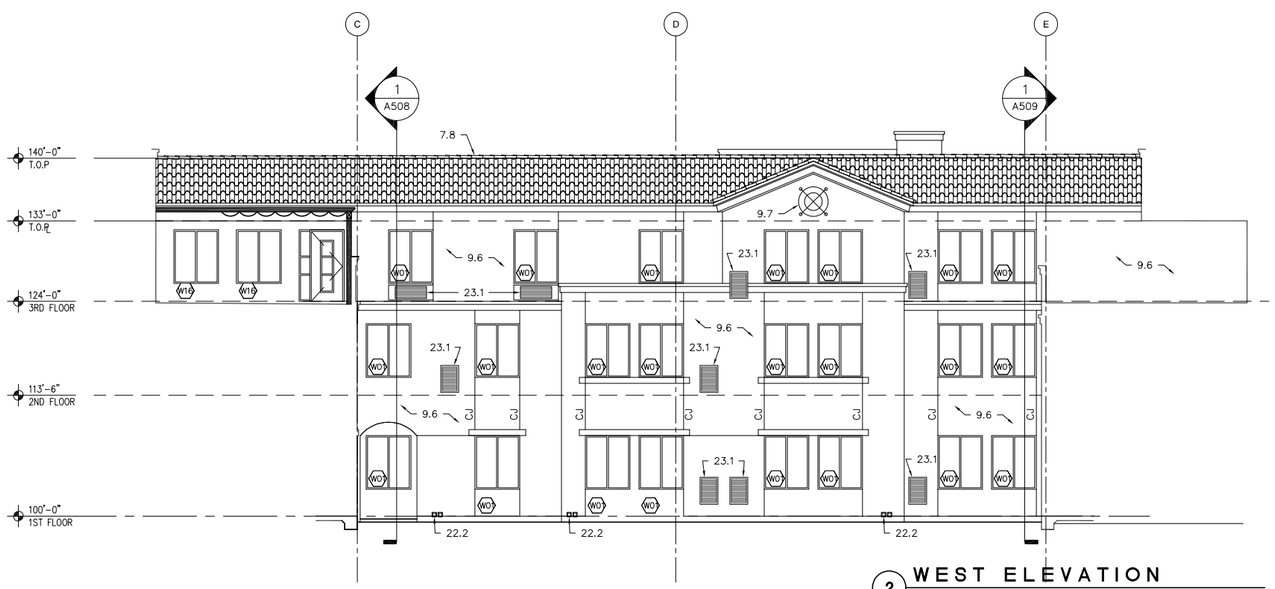

2 WEST ELEVATION
SCALE: 1/8"=1'-0"

3 NOT USED
SCALE: N/A

PLANS REVIEWED AND ACCEPTED FOR CODE COMPLIANCE
Planning & Zoning: achavez 05/20/2024
The issuance of a permit shall not be construed to be a permit or approval of any violation of the codes or ordinances of the Town of Oro Valley

KEY NOTES

ALL ITEMS AREN'T NECESSARILY SEEN ON ALL SHEETS

3.1 4-INCH THICK CONCRETE SLAB-ON-GRADE.
3.2 5½-INCH WIDE CONCRETE CURB AT PERIMETER WALL.
3.3 CONCRETE FOOTING; SEE STRUCTURAL DRAWINGS.
3.4 UNDERSLAB VAPOR BARRIER.
3.5 CAST-IN-PLACE EXTERIOR CONCRETE PATIO SLAB W/ ENHANCED FINISH.
3.6 CAST-IN-PLACE CONCRETE STEPS.
3.7 1¼-INCH THICK GYPSUM UNDERLAYMENT.

4.1 8-INCH CONCRETE MASONRY UNIT.
4.2 8-INCH REINFORCED BOND BEAM.
4.3 STONE VENEER; ADHERED.

5.1 STEEL COLUMN; SEE STRUCTURAL DRAWINGS.
5.2 STEEL BEAM; SEE STRUCTURAL DRAWINGS.
5.3 STEEL STAIR SYSTEM.
5.4 STEEL CHANNEL STRINGER.
5.5 CONCRETE FILLED METAL STAIR PAN.
5.6 METAL LADDER.
5.7 METAL GUARD RAIL.
5.8 METAL HAND RAIL, PAINTED.
5.9 CUSTOM STEEL TRELLIS

6.1 2X WOOD FRAMING / BLOCKING AS INDICATED ON DRAWINGS.
6.2 WOOD BEAM; SEE STRUCTURAL DRAWINGS.
6.3 WOOD FLOOR TRUSS; SEE STRUCTURAL DRAWINGS.
6.4 WOOD FLOOR JOIST; SEE STRUCTURAL DRAWINGS.
6.5 WOOD ROOF TRUSS; SEE STRUCTURAL DRAWINGS.
6.6 WOOD LEDGER; SEE STRUCTURAL DRAWINGS.
6.7 ENGINEERED WOOD RIM BOARD.
6.8 ¾-INCH PLYWOOD FLOOR SHEATHING.
6.9 ROOF SHEATHING.
6.10 PLYWOOD WALL SHEATHING, FRTW.
6.11 JOIST / TRUSS HANGER (FIRE HANGER).
6.12 ARCHITECTURAL CASEWORK; SEE I.D. DRAWINGS.
6.13 FAUX WOOD BEAM

7.1 SHEET WATERPROOFING (@ ELEVATOR PITS)
7.2 R-38 FIBERGLASS BATT ROOF INSULATION.
7.3 R-21 FIBERGLASS BATT WALL INSULATION.
7.4 SOUND ATTENUATION INSULATION.
7.5 TAPERED ROOF BOARD INSULATION.
7.6 4-INCH CANT STRIP.
7.7 BUILT-UP PLYWOOD CRICKET.
7.8 ONE PIECE S-SHAPED CONCRETE ROOF TILE.
7.9 2X NAILER.
7.10 CONCRETE ROOF CAP PIECE.
7.11 DECORATIVE CONCRETE BIRD STOP.
7.12 ROOFING UNDERLAYMENT.
7.13 MEMBRANE ROOF SYSTEM (BUR? TPO?)
7.14 PREFABRICATED METAL SCUPPER.
7.15 SHEET METAL FLASHING.
7.16 FLEXIBLE FLASHING.
7.17 DECK COATING.
7.18 ROOF DECK PAVER TILES ON ADJ. PEDESTAL SYSTEM.
7.19 1" CONCEALED FASTENER METAL PANEL ON 1" VERT. FURRING.
7.20 FIRE STOPPING
7.21 SEALANT JOINT.

8.1 WOOD DOOR; SEE DOOR SCHEDULE.
8.2 HOLLOW METAL DOOR FRAME.
8.3 HOLLOW METAL BORROWED LITES
8.4 METAL DOOR.
8.5 COMPOSITE (FIBERGLASS) DOOR.
8.6 COMPOSITE (FIBERGLASS) SLIDING GLASS DOOR.
8.7 OVERHEAD COILING (OR SECTIONAL) DOOR.
8.8 ALUMINUM STOREFRONT SYSTEM.
8.9 VINYL WINDOW.
8.10 ARCHITECTURAL LOUVER.

9.1 ⅝-INCH GYPSUM WALL BOARD
9.2 ⅝-INCH GYPSUM SHEATHING.
9.3 RESILIENT CHANNEL.
9.4 ⅞-INCH HAT CHANNEL.
9.5 CEILING SUSPENSION SYSTEM.
9.6 WESTERN 1-KOTE STUCCO SYSTEM ON LATH OVER 1-INCH INSULATION OVER WEATHER-RESISTIVE BARRIER.
9.7 STUCCO MEDALLION; SEE XX/AXXX.
9.8 WESTERN 1-KOTE SCRATCH COAT ON LATH OVER 1-INCH INSULATION OVER WEATHER-RESISTIVE BARRIER, PREP TO RECEIVE ADHERED STONE MASONRY VENEER.
9.9 STUCCO WEEP SCREED.
9.10 PRE-COATED FOAM CUSTOM PROFILE.
9.11 ACOUSTICAL PANEL CEILING SYSTEM.
9.12 [NOT USED]
9.13 RESILIENT WALL BASE.
9.14 2-PIECE COUNTER FLASHING (FR "st", OR EQUAL.)

10.1 FIRE EXTINGUISHER IN SEMI-RECESSED CABINET.
10.2 CORNER GUARD / WALL PROTECTION.
10.3 TOILET PARTITION.
10.4 MANUFACTURED FIREPLACE.
10.5 SIGNAGE.

14.1 PASSENGER ELEVATOR
14.2 SERVICE ELEVATOR
14.3 ELEVATOR MACHINE W/ 42-INCH CLEARANCE SPACE.

22.1 HI-LO DRINKING FOUNTAIN.
22.2 DECORATIVE THRU-WALL DOWNSPOUT

23.1 EXTERIOR PTAC UNIT
23.2 INTERIOR VTAC UNIT
23.3 ARCHITECTURAL LOUVER

26.1 ELECTRICAL PANEL
26.2 LIGHT FIXTURE.
26.3 ELECTRICAL SWITCHGEAR.

32.1 WIRE MESH STORAGE LOCKERS W/ 36-INCH GATE.

1 *SUPPLEMENTAL KEY NOTES
6.14 COMPOSITE DECK BOARDS ON REDWOOD SLEEPERS.
7.22 ROOF HATCH
10.6 LINEAR GAS FIRE PIT (FUTURE).

KEY PLAN

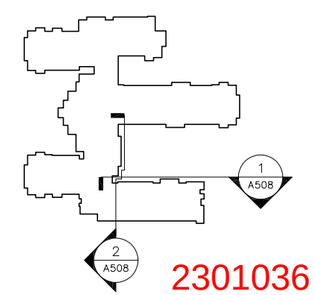

2301036

REVISIONS:	BY:
COPYRIGHT ©	2024

MAGNET design • development

ORO VALLEY ASSISTED LIVING COMMUNITY

MAIN LIVING BUILDING
12380 N. VISTOSO PARK ROAD
ORO VALLEY, AZ 85737

PARTIAL ELEVATIONS

EGLIN BRESLER ARCHITECTS, P.C.
7351 EAST TANGUE VERDE ROAD
TUCSON, ARIZONA 85715
MAIN: 520.885.445
WWW.EGLINBRESLER.COM

REGISTERED ARCHITECT
CERTIFICATE NO. 52669
TATYANA L. BRESLER
DATE SIGNED
ARIZONA U.S.A.
Expires 9/30/2026

DRAWN	AM
CHECKED	TB
DATE	2/21/2024
SCALE	AS NOTED
JOB NO.	3480-22.10

A508

SHEET OF

E:\3480-22 OV Assisted Living\3480-22.10_BLDG_CDS_VE02\3480-22.10_A501_A502.dwg 5/1/2024 3:07:48 PM

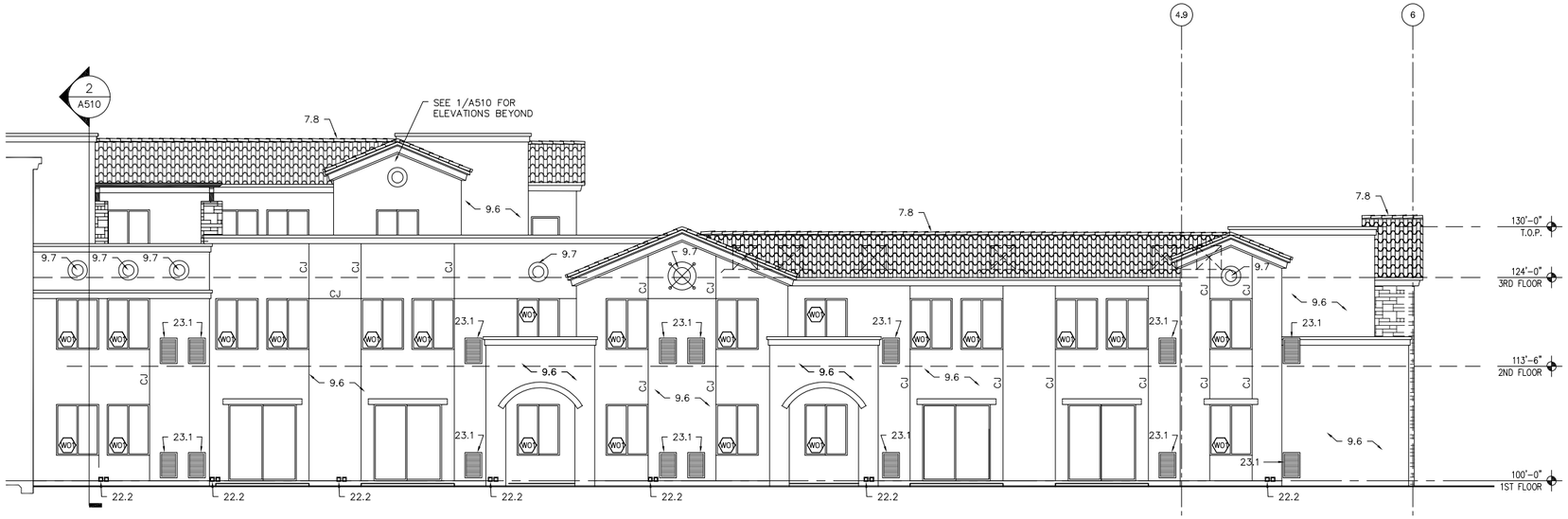

1 PART. WEST ELEVATION
SCALE: 1/8"=1'-0"

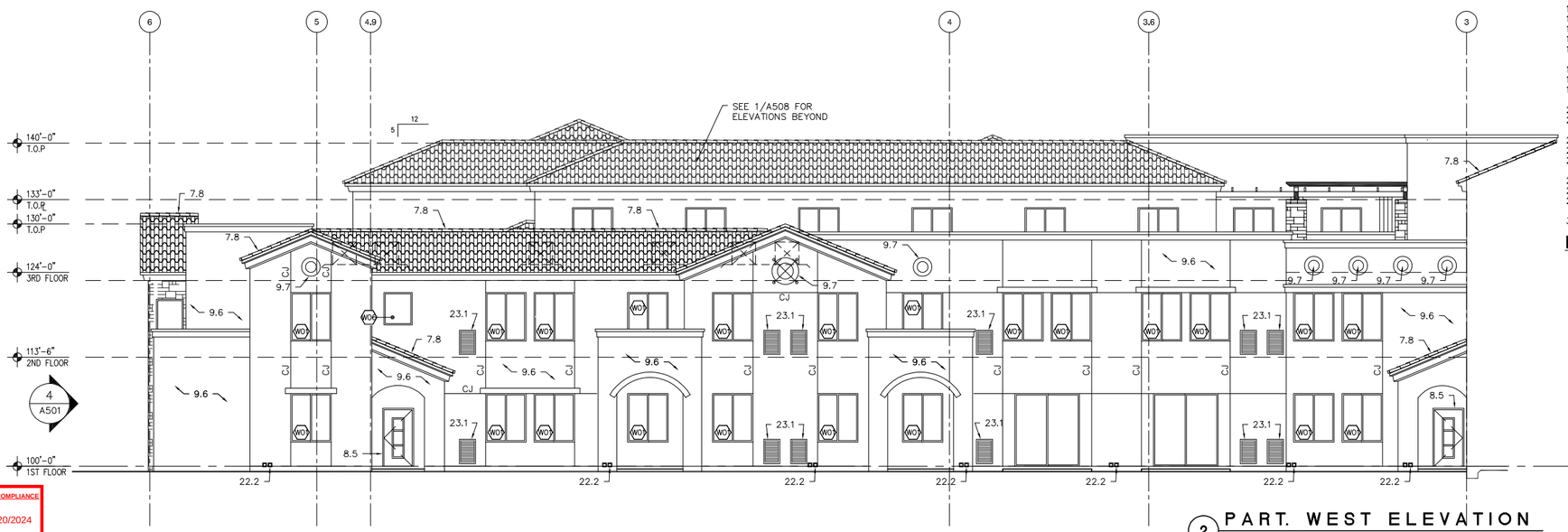

2 PART. WEST ELEVATION
SCALE: 1/8"=1'-0"

KEY NOTES

ALL ITEMS AREN'T NECESSARILY SEEN ON ALL SHEETS

3.1 4-INCH THICK CONCRETE SLAB-ON-GRADE.
3.2 5½-INCH WIDE CONCRETE CURB AT PERIMETER WALL.
3.3 CONCRETE FOOTING; SEE STRUCTURAL DRAWINGS.
3.4 UNDERSLAB VAPOR BARRIER.
3.5 CAST-IN-PLACE EXTERIOR CONCRETE PATIO SLAB W/ ENHANCED FINISH.
3.6 CAST-IN-PLACE CONCRETE STEPS.
3.7 1¼-INCH THICK GYPSUM UNDERLAYMENT.

4.1 8-INCH CONCRETE MASONRY UNIT.
4.2 8-INCH REINFORCED BOND BEAM.
4.3 STONE VENEER; ADHERED.

5.1 STEEL COLUMN; SEE STRUCTURAL DRAWINGS.
5.2 STEEL BEAM; SEE STRUCTURAL DRAWINGS.
5.3 STEEL STAIR SYSTEM.
5.4 STEEL CHANNEL STRINGER.
5.5 CONCRETE FILLED METAL STAIR PAN.
5.6 METAL LADDER.
5.7 METAL GUARD RAIL.
5.8 METAL HAND RAIL, PAINTED.
5.9 CUSTOM STEEL TRELLIS

6.1 2X WOOD FRAMING / BLOCKING AS INDICATED ON DRAWINGS.
6.2 WOOD BEAM; SEE STRUCTURAL DRAWINGS.
6.3 WOOD FLOOR TRUSS; SEE STRUCTURAL DRAWINGS.
6.4 WOOD FLOOR JOIST; SEE STRUCTURAL DRAWINGS.
6.5 WOOD ROOF TRUSS; SEE STRUCTURAL DRAWINGS.
6.6 WOOD LEDGER; SEE STRUCTURAL DRAWINGS.
6.7 ENGINEERED WOOD RIM BOARD.
6.8 ¾-INCH PLYWOOD FLOOR SHEATHING.
6.9 ROOF SHEATHING.
6.10 PLYWOOD WALL SHEATHING, FRTW.
6.11 JOIST / TRUSS HANGER (FIRE HANGER).
6.12 ARCHITECTURAL CASEWORK; SEE I.D. DRAWINGS.
6.13 FAUX WOOD BEAM

7.1 SHEET WATERPROOFING (@ ELEVATOR PITS)
7.2 R-38 FIBERGLASS BATT ROOF INSULATION.
7.3 R-21 FIBERGLASS BATT WALL INSULATION.
7.4 SOUND ATTENUATION INSULATION.
7.5 TAPERED ROOF BOARD INSULATION.
7.6 4-INCH CANT STRIP.
7.7 BUILT-UP PLYWOOD CRICKET.
7.8 ONE PIECE S-SHAPED CONCRETE ROOF TILE.
7.9 2X NAILER.
7.10 CONCRETE ROOF CAP PIECE.
7.11 DECORATIVE CONCRETE BIRD STOP.
7.12 ROOFING UNDERLAYMENT.
7.13 MEMBRANE ROOF SYSTEM (BUR? TPO?)
7.14 PREFABRICATED METAL SCUPPER.
7.15 SHEET METAL FLASHING.
7.16 FLEXIBLE FLASHING.
7.17 DECK COATING.
7.18 ROOF DECK PAVER TILES ON ADJ. PEDESTAL SYSTEM.
7.19 1" CONCEALED FASTENER METAL PANEL ON 1" VERT. FURRING.
7.20 FIRE STOPPING
7.21 SEALANT JOINT.

8.1 WOOD DOOR; SEE DOOR SCHEDULE.
8.2 HOLLOW METAL DOOR FRAME.
8.3 HOLLOW METAL BORROWED LITES
8.4 METAL DOOR.
8.5 COMPOSITE (FIBERGLASS) DOOR.
8.6 COMPOSITE (FIBERGLASS) SLIDING GLASS DOOR.
8.7 OVERHEAD COILING (OR SECTIONAL) DOOR.
8.8 ALUMINUM STOREFRONT SYSTEM.
8.9 VINYL WINDOW.
8.10 ARCHITECTURAL LOUVER.

9.1 ⅝-INCH GYPSUM WALL BOARD
9.2 ⅝-INCH GYPSUM SHEATHING.
9.3 RESILIENT CHANNEL.
9.4 ⅞-INCH HAT CHANNEL.
9.5 CEILING SUSPENSION SYSTEM.
9.6 WESTERN 1-KOTE STUCCO SYSTEM ON LATH OVER 1-INCH INSULATION OVER WEATHER-RESISTIVE BARRIER.
9.7 STUCCO MEDALLION; SEE XX/AXXX.
9.8 WESTERN 1-KOTE SCRATCH COAT ON LATH OVER 1-INCH INSULATION OVER WEATHER-RESISTIVE BARRIER, PREP TO RECEIVE ADHERED STONE MASONRY VENEER.
9.9 STUCCO WEEP SCREED.
9.10 PRE-COATED FOAM CUSTOM PROFILE.
9.11 ACOUSTICAL PANEL CEILING SYSTEM.
9.12 [NOT USED]
9.13 RESILIENT WALL BASE.
9.14 2-PIECE COUNTER FLASHING (FR "st", OR EQUAL.)

10.1 FIRE EXTINGUISHER IN SEMI-RECESSED CABINET.
10.2 CORNER GUARD / WALL PROTECTION.
10.3 TOILET PARTITION.
10.4 MANUFACTURED FIREPLACE.
10.5 SIGNAGE.

14.1 PASSENGER ELEVATOR
14.2 SERVICE ELEVATOR
14.3 ELEVATOR MACHINE W/ 42-INCH CLEARANCE SPACE.

22.1 HI-LO DRINKING FOUNTAIN.
22.2 DECORATIVE THRU-WALL DOWNSPOUT

23.1 EXTERIOR PTAC UNIT
23.2 INTERIOR VTAC UNIT
23.3 ARCHITECTURAL LOUVER

26.1 ELECTRICAL PANEL
26.2 LIGHT FIXTURE.
26.3 ELECTRICAL SWITCHGEAR.

32.1 WIRE MESH STORAGE LOCKERS W/ 36-INCH GATE.

1 *SUPPLEMENTAL KEY NOTES
6.14 COMPOSITE DECK BOARDS ON REDWOOD SLEEPERS.
7.22 ROOF HATCH
10.6 LINEAR GAS FIRE PIT (FUTURE).

KEY PLAN

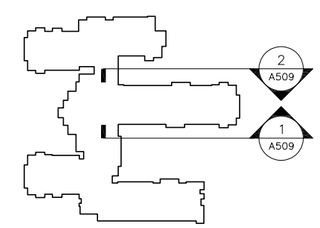

REVISIONS:	BY:
COPYRIGHT ©	2024

MAGNET design+development

ORO VALLEY ASSISTED LIVING COMMUNITY
MAIN LIVING BUILDING
12380 N. VISTOSO PARK ROAD
ORO VALLEY, AZ 85737

PARTIAL ELEVATIONS

EGLIN BRESLER ARCHITECTS, P.C.
7351 EAST TANQUE VERDE ROAD
TUCSON, ARIZONA 85715
MAIN: 520.885.445
WWW.EGLINBRESLER.COM

REGISTERED ARCHITECT
CERTIFICATE NO. 52669
TATYANA L. BRESLER
DATE SIGNED
ARIZONA U.S.A.
Expires 9/30/2026

DRAWN	AM
CHECKED	TB
DATE	2/21/2024
SCALE	AS NOTED
JOB NO.	3480-22.10

A509

SHEET OF

E:\3480-22 OV Assisted Living\3480-22.10_BLDG_CDS_VE\02.3480-22.10_A501_A502.dwg 5/1/2024 2:37:59 PM

PLANS REVIEWED AND ACCEPTED FOR CODE COMPLIANCE
Planning & Zoning: achavez 05/20/2024
The issuance of a permit shall not be construed to be a permit or approval of any violation of the codes or ordinances of the Town of Oro Valley

2301036

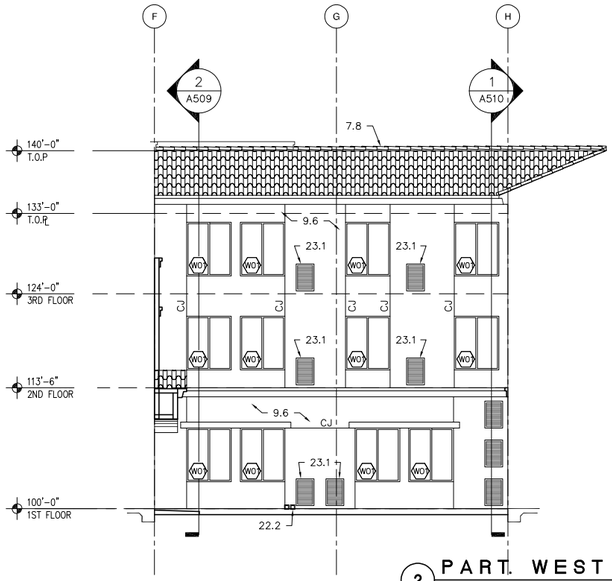

2 PART. WEST ELEVATION
SCALE: 1/8"=1'-0"

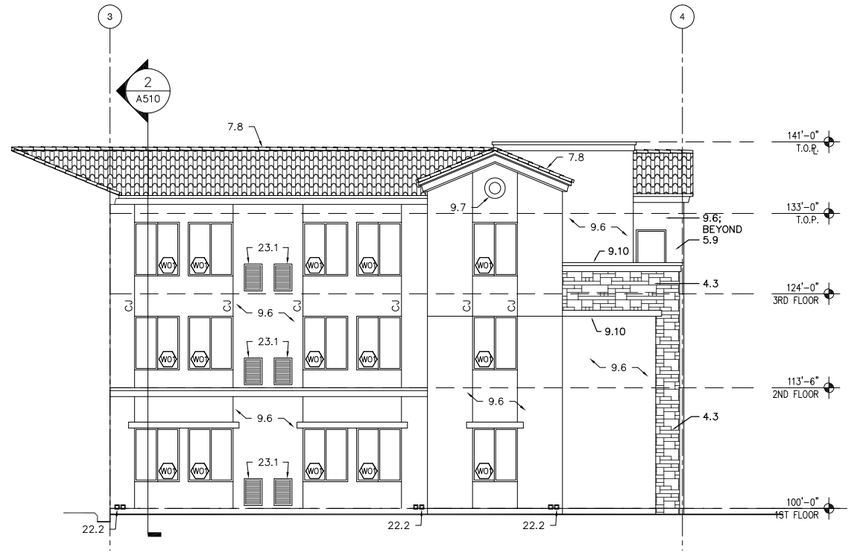

1 PART. WEST ELEVATION
SCALE: 1/8"=1'-0"

KEY NOTES

ALL ITEMS AREN'T NECESSARILY SEEN ON ALL SHEETS

3.1 4-INCH THICK CONCRETE SLAB-ON-GRADE.
3.2 5½-INCH WIDE CONCRETE CURB AT PERIMETER WALL.
3.3 CONCRETE FOOTING; SEE STRUCTURAL DRAWINGS.
3.4 UNDERSLAB VAPOR BARRIER.
3.5 CAST-IN-PLACE EXTERIOR CONCRETE PATIO SLAB W/ ENHANCED FINISH.
3.6 CAST-IN-PLACE CONCRETE STEPS.
3.7 1¼-INCH THICK GYPSUM UNDERLAYMENT.

4.1 8-INCH CONCRETE MASONRY UNIT.
4.2 8-INCH REINFORCED BOND BEAM.
4.3 STONE VENEER; ADHERED.

5.1 STEEL COLUMN; SEE STRUCTURAL DRAWINGS.
5.2 STEEL BEAM; SEE STRUCTURAL DRAWINGS.
5.3 STEEL STAIR SYSTEM.
5.4 STEEL CHANNEL STRINGER.
5.5 CONCRETE FILLED METAL STAIR PAN.
5.6 METAL LADDER.
5.7 METAL GUARD RAIL.
5.8 METAL HAND RAIL, PAINTED.
5.9 CUSTOM STEEL TRELLIS

6.1 2X WOOD FRAMING / BLOCKING AS INDICATED ON DRAWINGS.
6.2 WOOD BEAM; SEE STRUCTURAL DRAWINGS.
6.3 WOOD FLOOR TRUSS; SEE STRUCTURAL DRAWINGS.
6.4 WOOD FLOOR JOIST; SEE STRUCTURAL DRAWINGS.
6.5 WOOD ROOF TRUSS; SEE STRUCTURAL DRAWINGS.
6.6 WOOD LEDGER; SEE STRUCTURAL DRAWINGS.
6.7 ENGINEERED WOOD RIM BOARD.
6.8 ⅝-INCH PLYWOOD FLOOR SHEATHING.
6.9 ROOF SHEATHING.
6.10 PLYWOOD WALL SHEATHING, FRTW.
6.11 JOIST / TRUSS HANGER (FIRE HANGER).
6.12 ARCHITECTURAL CASEWORK; SEE I.D. DRAWINGS.
6.13 FAUX WOOD BEAM

7.1 SHEET WATERPROOFING (@ ELEVATOR PITS)
7.2 R-38 FIBERGLASS BATT ROOF INSULATION.
7.3 R-21 FIBERGLASS BATT WALL INSULATION.
7.4 SOUND ATTENUATION INSULATION.
7.5 TAPERED ROOF BOARD INSULATION.
7.6 4-INCH CANT STRIP.
7.7 BUILT-UP PLYWOOD CRICKET.
7.8 ONE PIECE S-SHAPED CONCRETE ROOF TILE.
7.9 2X NAILER.
7.10 CONCRETE ROOF CAP PIECE.
7.11 DECORATIVE CONCRETE BIRD STOP.
7.12 ROOFING UNDERLAYMENT.
7.13 MEMBRANE ROOF SYSTEM (BUR? TPO?)
7.14 PREFABRICATED METAL SCUPPER.
7.15 SHEET METAL FLASHING.
7.16 FLEXIBLE FLASHING.
7.17 DECK COATING.
7.18 ROOF DECK PAVER TILES ON ADJ. PEDESTAL SYSTEM.
7.19 1" CONCEALED FASTENER METAL PANEL ON 1" VERT. FURRING.
7.20 FIRE STOPPING
7.21 SEALANT JOINT.

8.1 WOOD DOOR; SEE DOOR SCHEDULE.
8.2 HOLLOW METAL DOOR FRAME.
8.3 HOLLOW METAL BORROWED LITES
8.4 METAL DOOR.
8.5 COMPOSITE (FIBERGLASS) DOOR.
8.6 COMPOSITE (FIBERGLASS) SLIDING GLASS DOOR.
8.7 OVERHEAD COILING (OR SECTIONAL) DOOR.
8.8 ALUMINUM STOREFRONT SYSTEM.
8.9 VINYL WINDOW.
8.10 ARCHITECTURAL LOUVER.

9.1 ⅝-INCH GYPSUM WALL BOARD
9.2 ⅝-INCH GYPSUM SHEATHING.
9.3 RESILIENT CHANNEL.
9.4 ⅞-INCH HAT CHANNEL.
9.5 CEILING SUSPENSION SYSTEM.
9.6 WESTERN 1-KOTE STUCCO SYSTEM ON LATH OVER 1-INCH INSULATION OVER WEATHER-RESISTIVE BARRIER.
9.7 STUCCO MEDALLION; SEE XX/AXXX.
9.8 WESTERN 1-KOTE SCRATCH COAT ON LATH OVER 1-INCH INSULATION OVER WEATHER-RESISTIVE BARRIER, PREP TO RECEIVE ADHERED STONE MASONRY VENEER.
9.9 STUCCO WEEP SCREED.
9.10 PRE-COATED FOAM CUSTOM PROFILE.
9.11 ACOUSTICAL PANEL CEILING SYSTEM.
9.12 [NOT USED]
9.13 RESILIENT WALL BASE.
9.14 2-PIECE COUNTER FLASHING (FR "st", OR EQUAL.)

10.1 FIRE EXTINGUISHER IN SEMI-RECESSED CABINET.
10.2 CORNER GUARD / WALL PROTECTION.
10.3 TOILET PARTITION.
10.4 MANUFACTURED FIREPLACE.
10.5 SIGNAGE.

14.1 PASSENGER ELEVATOR
14.2 SERVICE ELEVATOR
14.3 ELEVATOR MACHINE W/ 42-INCH CLEARANCE SPACE.

22.1 HI-LO DRINKING FOUNTAIN.
22.2 DECORATIVE THRU-WALL DOWNSPOUT

23.1 EXTERIOR PTAC UNIT
23.2 INTERIOR VTAC UNIT
23.3 ARCHITECTURAL LOUVER

26.1 ELECTRICAL PANEL
26.2 LIGHT FIXTURE.
26.3 ELECTRICAL SWITCHGEAR.

32.1 WIRE MESH STORAGE LOCKERS W/ 36-INCH GATE.

1 *SUPPLEMENTAL KEY NOTES
6.14 COMPOSITE DECK BOARDS ON REDWOOD SLEEPERS.
7.22 ROOF HATCH
10.6 LINEAR GAS FIRE PIT (FUTURE).

KEY PLAN

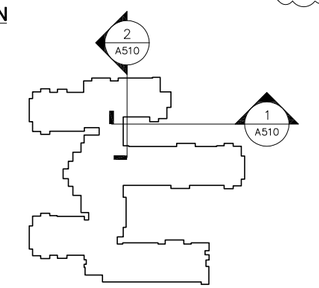

2301036

REVISIONS:	BY:
COPYRIGHT ©	2024

MAGNET design+development

ORO VALLEY ASSISTED LIVING COMMUNITY

MAIN LIVING BUILDING
12380 N. VISTOSO PARK ROAD
ORO VALLEY, AZ 85737

PARTIAL ELEVATIONS

EGLIN BRESLER ARCHITECTS, P.C.
7351 EAST TANGUE VERDE ROAD
TUCSON, ARIZONA 85715
MAIN: 520.885.4455
WWW.EGLINBRESLER.COM

REGISTERED ARCHITECT
CERTIFICATE NO. 52669
TATYANA L. BRESLER
DATE SIGNED 2/21/24
ARIZONA U.S.A.
Expires 9/30/2026

DRAWN	AM
CHECKED	TB
DATE	2/21/2024
SCALE	AS NOTED
JOB NO.	3480-22.10

A510

SHEET OF

E:\3480-22 OV Assisted Living\3480-22.10_BLDG_CDS_v2\02-3480-22.10_A501_A502.dwg 5/1/2024 2:38:36 PM

PLANS REVIEWED AND ACCEPTED FOR CODE COMPLIANCE
Planning & Zoning: achavez 05/20/2024
The issuance of a permit shall not be construed to be a permit or approval of any violation of the codes or ordinances of the Town of Oro Valley

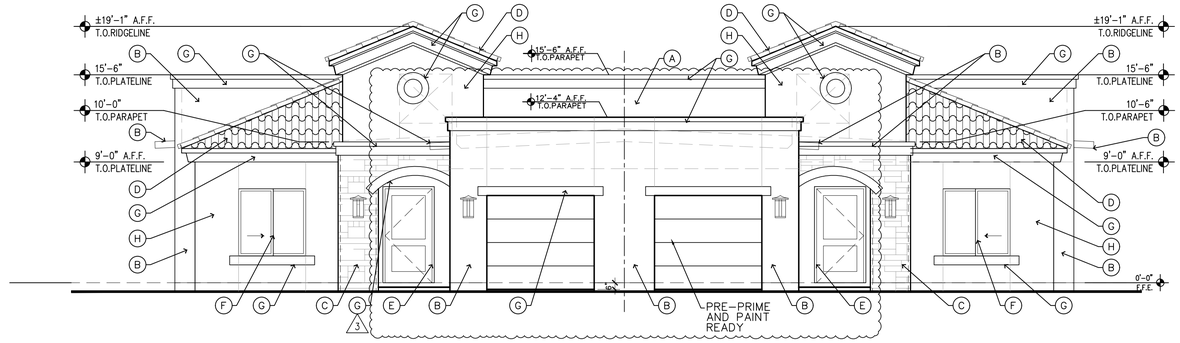

1 ELEVATION A
SCALE: 3/16"=1'-0"

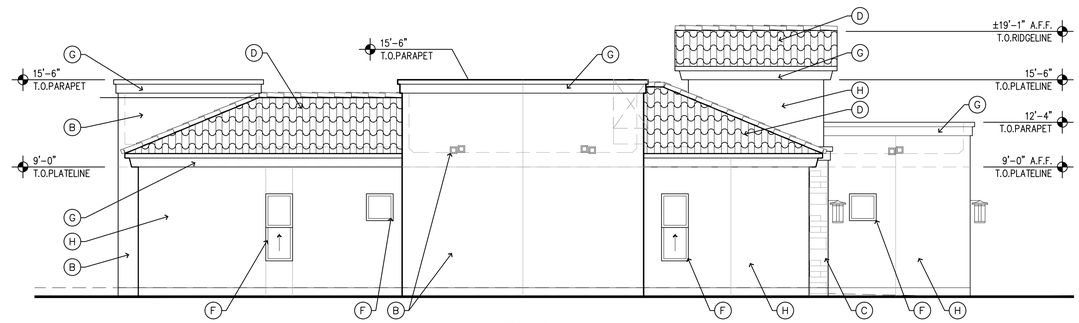

2 ELEVATION B
SCALE: 3/16"=1'-0"

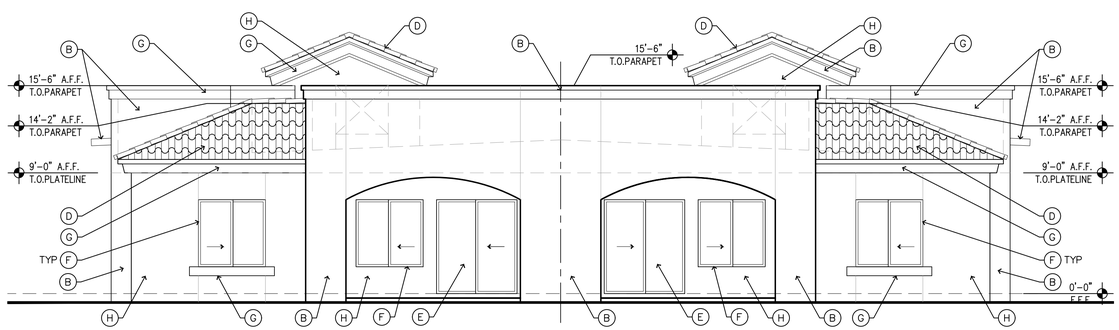

3 ELEVATION C
SCALE: 3/16"=1'-0"

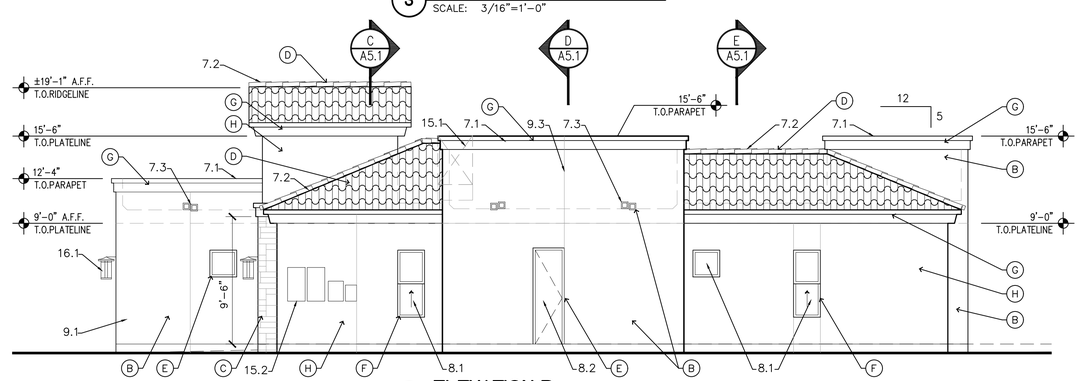

4 ELEVATION D
SCALE: 3/16"=1'-0"

Minor revisions submitted by applicant, to include:
1. Removal of metal trellis from privet corner balconies.
2. Simplifying window mullions.
3. Tentatively simplifying decorative medallions by removing metal ornament.

Approved by TOV staff on 05.22.24.

PLANS REVIEWED AND ACCEPTED FOR CODE COMPLIANCE
Planning & Zoning: achavez 06/05/24
The issuance of a permit shall not be construed to be a permit or approval of any violation of the codes or ordinances of the Town of Oro Valley

UNIT PLAN KEY NOTES

ALL ITEMS AREN'T NECESSARILY SEEN ON ALL SHEETS.

3.1 6"DIA. 36"H STL. PIPE BOLLARD.W/ CONCRETE INFILL. 2'-6" DEEP SLEEVE W/ MORTAR INFILL AND 3'-0" DEEP CONCRETE FOOTING. PAINT BY OWNER.

4.1 2" MASONRY VENEER-AS SELECTED BY OWNER. (SEE DETAIL 18/19 A-8)

5.1 W.I. DECORATIVE REVEAL

6.1 2'-0" DEEP BASE CABINETS. MILLWORK SELECTED BY OWNER
6.2 1'-0" DEEP WALL CABINETS. MILLWORK SELECTED BY OWNER.
6.3 SHELF AND ROD
6.4 TRELLIS, (SEE STRUCTURAL)
6.5 34" HIGH 6" PONY WALL, PROVIDE SHEER ON LIVING ROOM SIDE
6.6 QUARTZ SOLID SURFACE COUNTERTOP W/ 4" BACKSPLASH AT WET WALLS
6.7 SHOE SHELF

3 7.1 STUCCO AND FOAM PARAPET CAP, SLOPE TO DRAIN.
7.2 CONCRETE ROOF TILE
7.3 S.M. SCUPPER, AND SECONDARY SCUPPER 2" ABOVE SEE 7 AND 7A/A8

8.1 VINYL WINDOW W/ LOW "E" GLAZING (SEE WINDOW SCHEDULE)
8.2 DOOR AND FRAME (SEE DOOR SCHEDULE)
3 8.3 OVERHEAD ROLL-UP DOOR AND FRAME
8.4 NOT USED
8.5 WOOD SILL. FINAL WIDTH DETERMINED BY OWNERS

9.1 5/8" GYPSUM BOARD (SEE WALL SECTIONS)
9.2 STUCCO SYSTEM ON OSB BOARD (SEE SPECS SHT SP1.0-2.0)
9.3 STUCCO CONTROL JOINTS WHERE OCCUR TYP.
9.4 WASHABLE PAINT
9.5 ROOFING SYSTEM: PAINT - DESERT TAN
9.6 STUCCO FACED FOAM AND FRAME BUILT UP EAVE (SEE 8-9/A8)
9.7 STUCCO FACED FOAM REVEAL
9.8 FLOOR TILE
9.9 4" CANT

10.1 MIRROR W/ RECESSED MEDICINE CABINET
10.2 REFRIGERATOR (O.F.C.I.)
10.3 WASHER (O.F.C.I.)
10.4 DRYER (O.F.C.I.)
10.5 DISHWASHER (O.F.C.I.)
10.6 RANGE/OVEN (O.F.C.I.)
10.7 TOILET PAPER DISPENSER
10.8 NOT USED
10.9 ADA COMPLIANT WASHER/DRYER (SEE SHT. A0.2)
10.10 18" GRAB BAR (SEE 1/0.2)
10.11 36" GRAB BAR (SEE 1/0.2)
10.12 42" GRAB BAR (SEE 1/0.2)
10.13 FLIP-UP AMBULATORY GRAB BAR
10.14 GAS FIREPLACE W/ DECORATIVE MANTLE W/ 5/8" GWB ON FURRED OUT WALL.
10.15 MICROWAVE (O.F.C.I.)
10.16 FLUE EXHAUST VENT PIPE AND INLET AIR INTAKE
10.17 CURTAIN ROD
10.18 SOAP DISPENSER
10.19 HORIZONTAL GAS FIREPLACE
10.20 SHOWER HEAD
10.21 SHOWER CONTROLS
10.22 T.V. (N.I.C.)
10.23 18" GRAB BAR. (SEE 6/A0.2)
10.24 24" GRAB BAR. (SEE 6/A0.2)
10.25 42" GRAB BAR. (SEE 6/A0.2)
10.26 WALL MOUNTED FIRE EXTINGUISHER

15.1 H.C. LAVATORY (SEE PLUMBING)
15.2 H.C. TOILET (SEE PLUMBING)
15.3 PRE-FABRICATED ROLL-IN SHOWER PAN/SURROUND (SEE PLUMBING)
15.4 KITCHEN SINK (SEE PLUMBING)
15.5 GAS METER (SEE SITE PLAN AND PLUMBING)
15.6 WATER HEATER. MINIMUM 18" FROM F.F.E. IRCP2801.7
15.7 MECHANICAL UNIT (SEE MECHANICAL)
15.8 EXHAUST VENT
15.9 NOT USED
15.10 HOSE BIBB
15.11 UTILITY SERVICE CONNECTION
15.12 WALL MOUNTED SINK (SEE PLUMBING)
15.13 FIRE RISER W/ STANDPIPE
15.14 PREFABRICATED SHOWER (ROLL-IN) W/ SEAT

16.1 ELECTRICAL PANEL (SEE ELECTRICAL)
16.2 ELECTRIC RANGE (SEE ELECTRICAL)
16.3 LIGHT FIXTURE (SEE ELECTRICAL)
16.4 UNDER CABINETS LED LIGHTS (SEE ELECTRICAL)

MATERIALS AND COLORS

A	DRY CREEK DE6122
B	TRAIL DUST DE6123
C	STONE VENEER - ELDORADO STONE CASTAWAY STACKED STONE
D	CONCRETE TILE ROOF - EAGLE ROOF TILE, CAPISTRANO 8402 SANTA CRUZ BLEND
E	DOOR FRAMES - DARK ANODIZED
F	WINDOW FRAMES - DARK ANODIZED
G	WHOLE WHEAT DE6124
H	FINE GRAIN DE6213
I	PIGEON GRAY DE6214

ALL FINAL FINISHES TO BE APPROVED BY OWNER

REVISIONS:	BY:
3 OWNER VE ITEMS 5/03/24	QS
COPYRIGHT ©	2022

Oro Valley Assisted Living
LUXURY APARTMENT CASITAS
BUILDING TYPE A (DUPLEX)
Oro Valley, ARIZONA

EXTERIOR ELEVATIONS, NOTES & DETAILS

EGLIN + BRESLER ARCHITECTS
7391 EAST TANQUE VERDE ROAD, TUCSON, AZ. 85715
TEL (520) 885-4455 info@eglinbresler.com
www.eglinbresler.com

REGISTERED ARCHITECT
CERTIFICATE NO. 52869
TATYANA L. BRESLER
DATE SIGNED 5/13/24
ARIZONA U.S.A.
Expires 9/30/2026

DRAWN	QJS
CHECKED	E.S.E.
DATE	5.13.24
SCALE	AS NOTED
JOB NO.	3480-22.21
SHEET	A4
OF	

E:\3480-22 OV Assisted Living\3480-22.20_CASITAS_CDS\3480-22 Delta 3 Tracking Set\2024 04 30 Delta 3_VE_01 Duplex\3480-22.21_A4.dwg 5/15/2024 4:40:28 PM

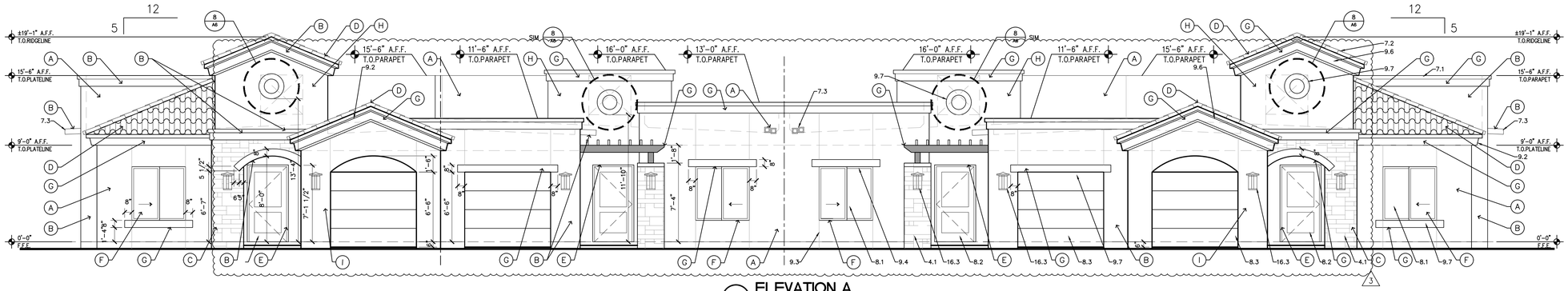

1 ELEVATION A

SCALE: 3/16"=1'-0"

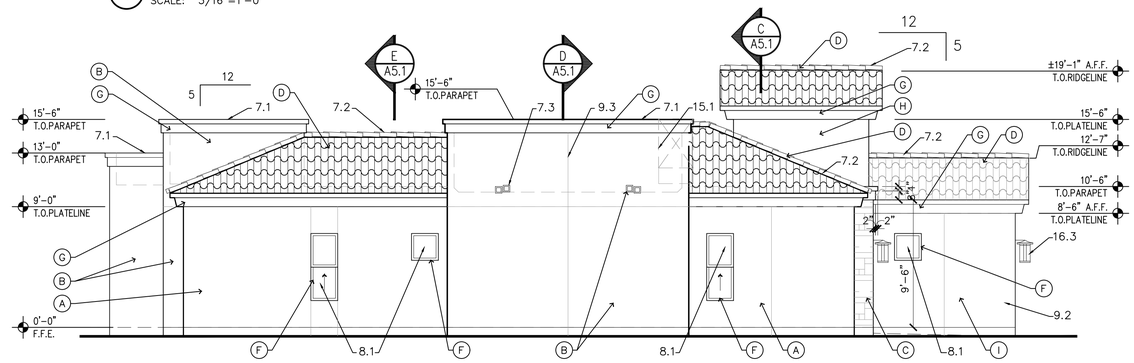

2 ELEVATION B

SCALE: 3/16"=1'-0"

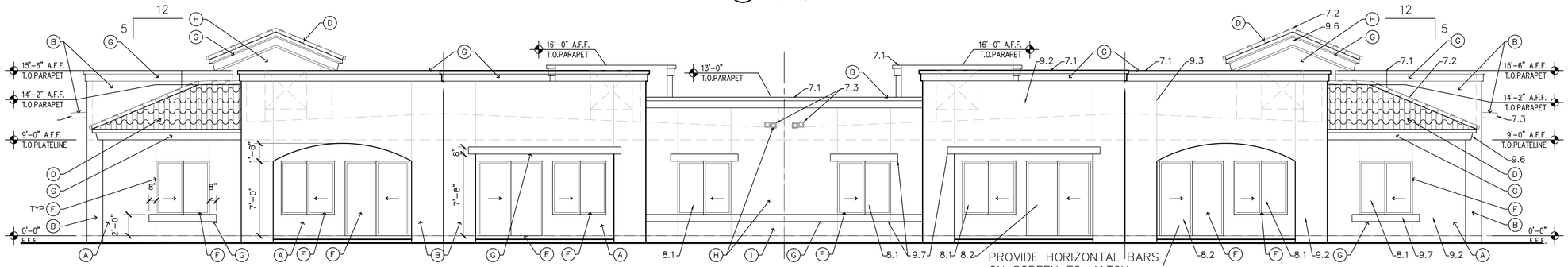

3 ELEVATION C

SCALE: 3/16"=1'-0"

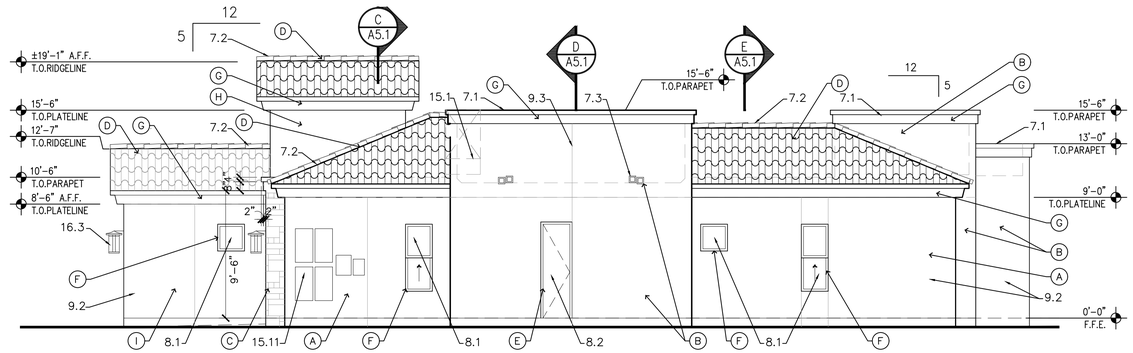

4 ELEVATION D

SCALE: 3/16"=1'-0"

MATERIALS AND COLORS

A	DRY CREEK DE6122
B	TRAIL DUST DE6123
C	STONE VENEER – ELDORADO STONE CASTAWAY STACKED STONE
D	CONCRETE TILE ROOF – EAGLE ROOF TILE, CAPISTRANO 8402 SANTA CRUZ BLEND
E	DOOR FRAMES – DARK ANODIZED
F	WINDOW FRAMES – DARK ANODIZED
G	WHOLE WHEAT DE6124
H	FINE GRAIN DE6213
I	PIGEON GRAY DE6214

ALL FINAL FINISHES TO BE APPROVED BY OWNER

PLANS REVIEWED AND ACCEPTED FOR CODE COMPLIANCE
Planning & Zoning: achavez 06/05/2024
The issuance of a permit shall not be construed to be a permit or approval of any violation of the codes or ordinances of the Town of Oro Valley

UNIT PLAN KEY NOTES

ALL ITEMS AREN'T NECESSARILY SEEN ON ALL SHEETS

3.1 6"DIA. 36"H STL. PIPE BOLLARD.W/ CONCRETE INFILL. 2'-6" DEEP SLEEVE W/ MORTAR INFILL AND 3'-0" DEEP CONCRETE FOOTING. PAINT BY OWNER.

4.1 2" MASONRY VENEER–AS SELECTED BY OWNER. (SEE DETAIL 18/19 A–8)

5.1 W.I. DECORATIVE REVEAL

6.1 2'–0" DEEP BASE CABINETS. MILLWORK SELECTED BY OWNER
6.2 1'–0" DEEP WALL CABINETS. MILLWORK SELECTED BY OWNER.
6.3 SHELF AND ROD
6.4 TRELLIS, (SEE STRUCTURAL)
6.5 34" HIGH 6" PONY WALL, PROVIDE SHEER ON LIVING ROOM SIDE
6.6 QUARTZ SOLID SURFACE COUNTERTOP W/ 4" BACKSPLASH AT WET WALLS
6.7 SHOE SHELF

7.1 STUCCO AND FOAM PARAPET CAP, SLOPE TO DRAIN.
7.2 CONCRETE ROOF TILE
7.3 S.M. SCUPPER AND SECONDARY SCUPPER 2" ABOVE, SEE 7/A8

8.1 VINYL WINDOW W/ LOW "E" GLAZING (SEE WINDOW SCHEDULE)
8.2 DOOR AND FRAME (SEE DOOR SCHEDULE)
8.3 OVERHEAD ROLL–UP DOOR AND FRAME
8.4 NOT USED
8.5 WOOD SILL. FINAL WIDTH DETERMINED BY OWNERS

9.1 5/8" GYPSUM BOARD (SEE WALL SECTIONS)
9.2 STUCCO SYSTEM ON OSB BOARD (SEE SPECS SHT SP1.0–2.0)
9.3 STUCCO CONTROL JOINTS WHERE OCCUR TYP.
9.4 WASHABLE PAINT
9.5 ROOFING SYSTEM: PAINT – DESERT TAN
9.6 STUCCO FACED FOAM AND FRAME BUILT UP EAVE (SEE 8–9/A8)
9.7 STUCCO FACED FOAM REVEAL

10.1 MIRROR W/ RECESSED MEDICINE CABINET
10.2 REFRIGERATOR (O.F.C.I.)
10.3 WASHER (O.F.C.I.)
10.4 DRYER (O.F.C.I.)
10.5 DISHWASHER (O.F.C.I.)
10.6 RANGE/OVEN (O.F.C.I.)
10.7 TOILET PAPER DISPENSER
10.8 TOWEL BAR
10.9 ADA COMPLIANT WASHER/DRYER (SEE SHT. A0.2)
10.10 18" GRAB BAR (SEE 1/0.2)
10.11 36" GRAB BAR (SEE 1/0.2)
10.12 42" GRAB BAR (SEE 1/0.2)
10.13 FLIP–UP AMBULATORY GRAB BAR
10.14 GAS FIREPLACE W/ DECORATIVE MANTLE W/ 5/8" GWB ON FURRED OUT WALL.
10.15 MICROWAVE (O.F.C.I.)
10.16 FLUE
10.17 CURTAIN ROD
10.18 SOAP DISPENSER
10.19 HORIZONTAL GAS FIREPLACE
10.20 SHOWER HEAD
10.21 SHOWER CONTROLS
10.22 T.V. (N.I.C.)
10.23 18" GRAB BAR. (SEE 6/A0.2)
10.24 24" GRAB BAR. (SEE 6/A0.2)
10.25 42" GRAB BAR. (SEE 6/A0.2)
10.26 WALL MOUNTED FIRE EXTINGUISHER

15.1 H.C. LAVATORY (SEE PLUMBING)
15.2 H.C. TOILET (SEE PLUMBING)
15.3 PRE–FABRICATED ROLL–IN SHOWER PAN/SURROUND (SEE PLUMBING)
15.4 KITCHEN SINK (SEE PLUMBING)
15.5 GAS METER (SEE SITE PLAN AND PLUMBING)
15.6 WATER HEATER
15.7 MECHANICAL UNIT (SEE MECHANICAL)
15.8 18"X18" @ 6" A.F.F. CLEAR SPACE FOR RETURN AIR
15.9 20"x40" @ 24" A.F.F. A/C ACCESS
15.10 14"x14" @ 12" DOWN FROM CEILING DAMPER ACCESS
15.11 UTILTY SERVICE CONNECTION
15.12 WALL MOUNTED SINK (SEE PLUMBING)
15.13 FIRE RISER W/ STANDPIPE
15.14 PREFABRICATED SHOWER (ROLL–IN) W/ SEAT
15.15 EXHAUST
15.16 SHOWER HEAD AND CONTROLS – REFER TO SHEET A0.2 FOR MORE INFORMATION
15.17 HOSE BIBB

16.1 ELECTRICAL PANEL (SEE ELECTRICAL)
16.2 ELECTRIC RANGE (SEE ELECTRICAL)
16.3 LIGHT FIXTURE (SEE ELECTRICAL)
16.4 UNDER CABINETS LED LIGHTS (SEE ELECTRICAL)

REVISIONS:	BY:
3 OWNER VE ITEMS 5/03/24	QS

COPYRIGHT © 2022

Oro Valley Assisted Living
LUXURY APARTMENT CASITAS
BUILDING TYPE B (FOURPLEX)
Oro Valley, ARIZONA

EXTERIOR ELEVATIONS, NOTES & DETAILS

EGLIN + BRESLER ARCHITECTS
7391 EAST TANQUE VERDE ROAD, TUCSON, AZ. 85715
TEL (520) 885–4455
www.eglinbresler.com
info@eglinbresler.com

REGISTERED ARCHITECT
CERTIFICATE NO. 52869
TATYANA L. BRESLER
DATE SIGNED
ARIZONA U.S.A.
Expires 9/30/2026

DRAWN	QJS
CHECKED	E.S.E.
DATE	5.13.24
SCALE	AS NOTED
JOB NO.	3480–22.22

A4
SHEET OF

E:\3480-22 OV Assisted Living\3480-22.2D_CASITAS_CD\3480-22 Delta 3 Incoming Set\2024 04 30 Delta 3_VE_01 Fourplex\3480-22.22_A4.dwg 5/15/2024 4:28:20 PM